



Bureau of Internal Affairs

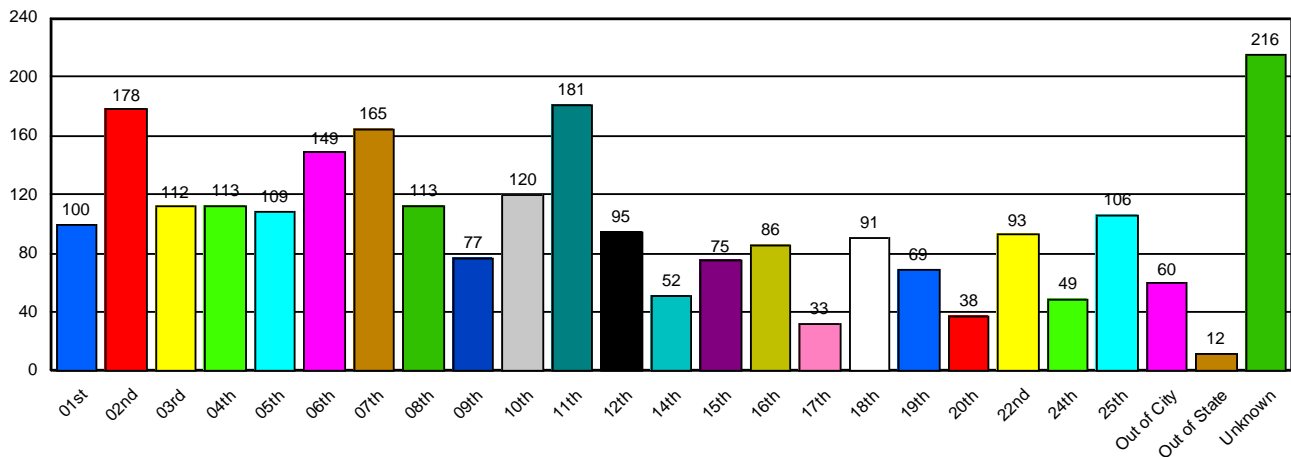
2018 Year End Review

Eddie T. Johnson, Superintendent of Police

Keith A. Calloway, Chief
January 2019

This newsletter contains a summary analysis of Complaint Logs received by the Chicago Police Department in 2018. This report is for internal information purposes only and does not reflect official Civilian Office of Police Accountability data.

Complaints Received by District of Occurrence 2018



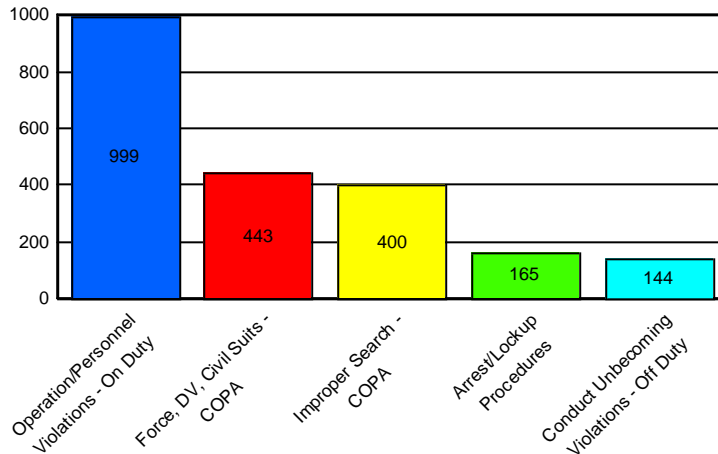
This chart represents the location of the incident, not the unit of the complaint. The **Unknown (216)** are complaint logs filed without enough information to identify incident location. In 2018, 2,430 unique complaints were logged, excluding Category 18: Firearm Discharges and Category 20: Notifications. The total of the distribution seen above is 2,492. That is because some complaints involved 2 or more locations and so appear in more than one column.

The Civilian Office of Police Accountability was established as an independent agency with specific investigative responsibilities relating to domestic violence, excessive force, coercion and verbal abuse. Additionally, the Civilian Office of Police Accountability conducts investigations into all cases in which a department member discharges a firearm or taser, even if no allegation of misconduct is made.

The Bureau of Internal Affairs has the responsibility to investigate those allegations involving complaints of employee misconduct not specific to the investigation by the Civilian Office of Police Accountability. These allegations include but are not limited to; criminal misconduct, operational violations, substance abuse, and off-duty incidents that warrant department oversight.

Top 5 Allegations in 2018 by Initial Category

Source Data: Auto CR



Top Three Civil Claims Filed Against Police in 2018


1. Civil Suit – Third Party
2. False Testimony in Court
3. Miscellaneous

Group 10: Ops/Personnel Violations (On Duty); Group 05: Excessive Force, Domestic Violence, Civil Suits (COPA); Group 3: Improper Search; Group 04: Arrest/Lockup Procedures; Group 09: Conduct Unbecoming Violations (Off Duty)

Complaint Logs Received by Initial Category 2017 vs 2018

Source Data: Auto CR

Complaint Logs Received	2017 v. 2018	2017	2018	% Change
Group 01	Verbal Abuse	47	46	
Group 02	Alcohol Abuse	22	27	
Group 03	Search Related	359	388	
Group 04	Arrest/Lockup	131	167	
Group 05	COPA Investigations	423	441	
Group 06	Bribery/ Official Corruption	13	7	
Group 07	Traffic	68	85	
Group 08	Criminal Misconduct	41	67	+63%
Group 09	Conduct Unbecoming	117	145	+24%
Group 10	Operation/Personnel	817	998	+22%
Group 12	Supervisory Responsibility	9	4	-56%
Group 15	Drug/Substance Abuse	4	8	+100%
Group 16	Search Warrants	28	13	-54%
Group 17	Medical Integrity	9	12	+33%
Group 19	Coercion	16	22	+38%
Total		2,104	2,430	+15%



Complaint Logs by Year Initial Category

Source Data: Auto CR

