

2021 Annual Report



To ensure integrity and ethical conduct within the Chicago Police Department through leadership, education, and accountability.

2021 Annual Report

01 January – 31 December 2021

**Scan with your
smartphone to visit the
Chicago Police
Department's
Bureau of Internal Affairs
website!**



Bureau of Internal Affairs
Fourth Quarter 2021

Table of Contents

Executive Summary	1
Glossary of Terms	3
Introduction.....	5
Mission of the Bureau of Internal Affairs	5
Investigations Conducted by BIA.....	5
Structure of the Bureau of Internal Affairs	6
BIA Investigative Divisions.....	7
BIA Investigative Support and Auxiliary Sections.....	8
Filing a Complaint	8
COPA, BIA and OIG Contact Information.....	8
Complaint Intake and Assignment	9
Investigations	9
Findings in Misconduct Investigations	10
Investigative Findings to Final Disposition	11
Data Collection	12
Chicago Police Department Districts, Beats and Community Areas	13
Chicago Police District Map.....	14
Calendar Year 2021 Overview	15
Table 2. Calendar Year 2021 –Reasons for Administrative Closure of Log Numbers.....	16
Calendar Year 2021 Overview – Cases Opened, Closed, Allegations and Accused Members	18
Classification of Allegations.....	21
Further Breakdown of Operation/Personnel Violations	22
Complainant Demographic Information	24
Civilian (Non-CPD) Complainant Demographics.....	25
Third Party and Anonymous Complainants.....	26
Complaints Received from the Public by District or Unit of Assignment of Accused Member	27
Complaints Received From the Public Subcategorized by Classification of Allegations	47
Subcategories of Operation/Personnel Violation Allegations by Civilian Complainants	48
Number of Investigations Closed Based on the Absence of a Complainant Affidavit; BIA Requests to Obtain Sworn Affidavit Override	49
Average Time from Receipt of Complaint by BIA to the Next or Initial Contact with the Complainant.....	49
Average Processing Time Following Investigator’s Submission of Findings.....	50

Outcomes of Administrative Investigations	52
Recommended Disciplinary and Non-Disciplinary Penalties for Sustained Allegations in Reporting Period	52
Grievance Proceedings, Arbitration, Settlements and Police Board Hearings.....	53
Outcomes of Misconduct Investigations by Classifications of Allegations, by Race, Gender and Age of Accused Member	54
Sustained Allegations CY 2021	55
Unfounded Allegations CY 2021	57
Exonerated Allegations CY 2021	59
No Affidavit (Alternative Classification) CY 2021	60
CPD Members with Multiple Completed Misconduct Investigations or Multiple Sustained Allegations in the Last 12 Months	62
Discriminatory Policing, Allegations of Excessive Force, and Allegations of Unlawful Stops, Searches and Arrests	63
End of Report.....	64

Executive Summary

The Chicago Police Department is pleased to present the 2021 Bureau of Internal Affairs (BIA) Annual Report to assist in its effort of strengthening legitimacy and public trust. The information and statistics in this report provide a snapshot into misconduct investigations and complaints, and a comprehensive year-to-year trend analysis. It also allows for a better understanding of the hard work accomplished by BIA members. In 2021, BIA members continue to work diligently toward the just resolution of complaints and the improvement of our policy and procedures all while continuing deployment operations, citywide.

One of the most significant accomplishments of the year was a substantial project aimed at increasing the transparency of our investigations. The Consent Decree between the State of Illinois and the City of Chicago mandated distribution and publication of abstracts of investigations that reach investigative findings: Administrative Summary Reports (ASR). The Bureau collaborated with the Consent Decree Independent Monitoring Team and the Office of the Illinois Attorney General on approving a streamlined and understandable ASR format. As a result, to date, BIA has distributed and electronically published ASRs for almost 1,000 misconduct investigations from 2020 and earlier, and over 300 from the year 2021. The Bureau is proud of the institutional growth gained from this endeavor and is confident of the transparency the ASRs provide.

The second half of 2021 saw historic reform in accountability and police misconduct investigations for the Chicago Police Department. The Illinois “SAFE-T Act” (PA 101-0652) went into effect last year, eliminating the sworn affidavit requirement for misconduct complaints for collective bargaining agreements (CBAs) entered into after that date. The sworn affidavit requirement has now been eliminated for complaints of misconduct against Fraternal Order of Police – Chicago Lodge #7 (FOP) members following the Chicago City Council’s approval of a new CBA for those members.

Further, all anonymous complaints will be fully investigated if there is objective verifiable evidence and the head of City of Chicago Civilian Office on Police Accountability (COPA) for Chicago Police Department investigations certifies that, based on the evidence, it is “necessary and appropriate for the investigation to continue.” The contractual arbitration award affecting members of the Policemen’s Benevolent and Protective Association (PBPA); sergeants, lieutenants, and captains; expanded the investigation of anonymous complaints against members of that union. If the accused is a member of the PBPA, a sworn affidavit or affidavit override is still required to proceed with the investigation. This affidavit requirement will remain in place for these members until the PBPA CBA is renegotiated. The BIA has been diligent in the implementation of procedural changes required as a result of these statutory and contractual changes.

The BIA would like to note the 2021 data in this report shows a significant percentage increase in select operation/personnel category code violations. Last year, the Department faced unprecedented circumstances regarding City of Chicago COVID-19 Vaccination Portal compliance procedures. These factors required BIA to provide a substantial manpower response to investigate cases of alleged noncompliance. BIA investigators continue to work diligently on finalizing related investigations into the current year.

On behalf of the Bureau on Internal Affairs, I thank you for taking the time to review this Annual Report. BIA is committed to a culture of accountability and continued efforts towards enhanced transparency and fair complaint resolution. Community engagement is essential for the continuing effort of increasing legitimacy and public trust. The BIA welcomes input and suggestions at BIAfeedback@chicagopolice.org.

A handwritten signature in black ink that reads "Yolanda Talley". The signature is fluid and cursive, with the first name "Yolanda" and last name "Talley" clearly distinguishable.

Yolanda L. Talley
Chief
Bureau of Internal Affairs
Chicago Police Department

Glossary of Terms

Glossary	
Accountability Sergeant	A Chicago Police Sergeant assigned to a district or unit that has completed Bureau of Internal Affairs training and investigates log numbers containing allegations that are less serious in nature against members assigned to their district/unit. Accountability Sergeant investigations are conducted in accordance with BIA policy and reviewed by BIA supervisors.
Administrative Closure	Action taken by the Intake Section of BIA to address complaints that do not fall within BIA policy for assignment to an investigator. Complainants with cases that are administratively closed are mailed a notification letter which offers alternative options for assistance.
Allegations	Formal written accusations of misconduct against a Department Member that are time, date, location and Member-specific. Allegations are written by the BIA Investigator or Accountability Sergeant and are formally presented (served) to an Accused Member prior to eliciting a Member's statement. A single complaint may contain multiple allegations.
Anonymous Complainant	A complainant whose identity is not known to COPA or BIA.
Body-worn camera or BWC	Audio-visual recording equipment that is worn affixed to an officer's person, uniform, or equipment, with the capability of capturing, recording, and storing audio and/or visual information for later viewing. (Consent Decree 733)
Case	A formally-initiated complaint received at BIA from COPA that is assigned to a BIA Investigator or Accountability Sergeant as a log number investigation.
Case Management System or CMS	The application for processing Log Number investigations. An electronic case management system meeting, at a minimum, the requirements of the Consent Decree. (Consent Decree 734)
Category Code	A function of the CMS system that allows COPA or BIA personnel to broadly or more narrowly categorize misconduct alleged in a complaint.
Complainant	Any person, including a CPD member, who makes a complaint against a CPD member. (Consent Decree 739)
Complaint	One or more allegations of misconduct reported to COPA, CPD, or OIG. (Consent Decree 740)
Consent Decree	United States District Court for the Northern District of Illinois Eastern Division; State of Illinois Vs. City of Chicago; Case No. 17-cv-6260; Judge Robert M. DOW Jr.
District	One of the geographic subdivisions designated by CPD, currently numbering 22 in total, which together cover the entirety of the City and are each led by a member of the command staff. (Consent Decree 749)
Final Disciplinary Decision	The final decision of the Superintendent or his or her designee regarding whether to issue or recommend discipline after review and consideration of the investigative findings and recommendations, including after any additional investigation conducted as a result of such review. (Consent Decree 755)

Final Disposition	The status of a misconduct investigation after the final disciplinary decision, and any grievance process, arbitration, Police Board proceeding, or appeal relating to the final disciplinary decision. (Consent Decree 756)
Intake Process	The system for processing all non-confidential complaints and administrative notifications by COPA. (Consent Decree 760)
Log Number	A number assigned to a complaint or administrative notification, linked with all phases of the administrative investigation and disciplinary recommendation, grievance process, arbitration, Police Board proceeding, and appeals therefrom. (Consent Decree 796)
Misconduct	Any violation of CPD policy or the law by a CPD member. (Consent Decree 767)
Misconduct Investigation	The administrative investigation of a complaint or an administrative notification that progresses past a preliminary investigation. (Consent Decree 768)
Objective Verifiable Evidence	Information based on facts that can be proven to be true by means of a search such as analysis, measurement and observation. Examples include, but are not limited to: Department calendars and schedules, swiping reports, body worn camera video, in-car camera video systems, Police Computer Aided Dispatch (PCAD) messages, and GPS.
Self-Reported	Demographics (i.e. gender, race, age) as reported by the complainant, or by an Accused Member.
Sworn Affidavit	A sworn written statement against a sworn Department member by a non-Department member certifying that the statement is true and correct under penalties by law.
Sworn Affidavit Override	An action taken by the Chief, Bureau of Internal Affairs, or the Chief Administrator, Civilian Office of Police Accountability (COPA), when the standards defined by the sergeants', lieutenants', and captains' collective bargaining agreement have been met to continue the investigation without the sworn affidavit requirement when objective, verifiable evidence exists and attempts to contact a complainant are unsuccessful or the complainant refuses to sign a Sworn Affidavit.
Unit	Any bureau, group, section, organizational segment, or other subset of CPD that is officially established within CPD's organizational structure and commanded by supervisory Department members. (Consent Decree 797)

Introduction

The Chicago Police Department's Bureau of Internal Affairs (BIA) is pleased to present the 2021 Annual Report. This Annual Report is published in compliance with Paragraphs 550 and 551 of the Consent Decree. The purpose of this report is to provide transparency into the operations of the Bureau of Internal Affairs by publishing Bureau operational information and statistical data on misconduct investigations to the Independent Monitor, other governmental agencies, and, most importantly, members of the community. The Bureau of Internal Affairs is dedicated to ensuring that Chicago Police Department Members are held to the highest standards of ethical behavior and professional conduct. BIA will regularly publish comprehensive misconduct investigation data to demonstrate accountability and transparency, and to continue to build the trust and confidence of the community that we serve. (**Consent Decree 550**)

Mission of the Bureau of Internal Affairs

Our mission is "to ensure integrity and ethical conduct within the Department through leadership, education and accountability." The Members of BIA are committed to conducting complete and thorough investigations into allegations of misconduct against Chicago Police Department Members; within the parameters of department policy, applicable laws, and collective bargaining agreements between unions representing Department Members and the City of Chicago.

Investigations Conducted by BIA

The Bureau of Internal Affairs is responsible for coordinating and conducting investigations concerning allegations of misconduct and violation of department policy by Department Members. All formally initiated complaints of misconduct against Chicago Police Department Members are first sent to the Civilian Office of Police Accountability (COPA) for review and assessment. COPA will assign complaints that are not under its investigative jurisdiction (as outlined in Chicago Municipal Code 2-78-120) to BIA, the Office of Inspector General, or appropriate federal or local law enforcement agencies for investigation.

The Bureau of Internal Affairs coordinates and exercises supervision over disciplinary matters involving alleged or suspected violations of statutes, ordinances, and Department rules and directives; coordinates the assignment of log number investigations and serves as a repository for all Department records of log number investigations; conducts overt and covert field investigations; and is responsible for detecting corrupt practices involving Department members. The Bureau also coordinates with the Civilian Office of Police Accountability (COPA) on disciplinary matters that affect members and ensures the consistent administration of bargaining agreement rights for members represented by existing labor agreements.

Examples of investigations under BIA's responsibility include the following: criminal allegations, allegations arising from civil lawsuits, residency violations, medical roll abuse, racial profiling, Equal Employment Opportunity violations (EEOC), police impersonation, narcotic sales and trafficking, prison

letter investigations, decertification of sworn peace officers, and notice of disclosure/perjury. BIA Investigators and District Accountability Sergeants also investigate complaints of violations of Department Policy and Department Rules and Regulations (i.e. failure to identify, inadequate/failure to provide police service, neglect of duty, conduct unbecoming, etc.).

Structure of the Bureau of Internal Affairs

The Chicago Police Department's Bureau of Internal Affairs is commanded by a Chief who reports directly to the Superintendent of Police. The Chief is assisted by two Executive Officers at the rank of Deputy Chief and Commander. As of early 2021 the Bureau of Internal Affairs was staffed by approximately 87 members, which includes Lieutenants, Sergeants, Detectives, Police Officers and Civilians. There were also approximately 84 trained Accountability Sergeants assigned to Districts and Units throughout the Department, conducting log number investigations in accordance with Bureau policy. In 2021, BIA handled intake of over **4,000** complaints assigned by COPA.

The Bureau of Internal Affairs is comprised of three investigative divisions as well as five investigative support/auxiliary sections. The **Administrative Section** oversees operational needs of the Bureau at the direction of the BIA Chief. The **Intake/Analytical Section** is responsible for initial assessments of complaints received from COPA and the assignment of log number investigations to BIA Investigators or Accountability Sergeants. The three investigative divisions are the Investigations Division, Confidential Investigations Division, and the Accountability Investigations Division. The **Investigations Division** is further divided into General Investigations and Special Investigations. The **Confidential Investigations Division** is divided into the Confidential Investigations Section and the Medical Integrity Section. The **Accountability Investigations Division** is headed by a BIA Lieutenant who is responsible for monitoring and reviewing investigations conducted by Accountability Sergeants assigned to districts and units throughout the Department. The **Advocate Section** is headed by a BIA Lieutenant, an attorney, who serves as the Department Advocate and offers guidance on the application of policies and procedures for the disciplinary process. The **Records Section** is the repository for all log number investigative files. Finally, the **Consent Decree Compliance Section** is responsible for the development and training of Department Members in BIA matters, as well as overseeing the Bureau's continued efforts to achieve compliance with the Consent Decree.

The following tables illustrate the overall structure of the Bureau of Internal Affairs, beginning with the Investigative Divisions, their respective sections, and the investigative jurisdiction of each. The second table will highlight the investigative support/auxiliary sections of BIA and their corresponding responsibilities.

BIA Investigative Divisions

Investigations Division		Confidential Investigations Division		
General Investigations	Special Investigations	Confidential Investigations Section	Medical Integrity Section	Accountability Investigations Division
<ul style="list-style-type: none"> • Drug or alcohol abuse • Rule Violations • Ordinance/Misde-meanor Violations • Follow up on arrests of Department Members • Complaints derived from Civil lawsuits filed against the Department and individual members • Investigations that involve more than one Department unit of assignment • Reassignments from outside units • Initial investigations that involve administering duty restrictions on a Department Member • Internet and Social Media investigations • Any other issue as assigned by the Chief or other BIA Exempt Member 	<ul style="list-style-type: none"> • EEOC complaints (i.e. protected class, sexual harassment, and hostile work environment) • Investigations where the accused is a Lieutenant or of higher rank • Any other sensitive issue as assigned by the Chief or any other BIA Exempt Member 	<ul style="list-style-type: none"> • Violation of local, state and federal laws • Narcotic sales and trafficking • Residency violations • Allegations of coercion • Financial crimes • Internet and social media investigations • Sexual crimes <i>(The Department will undertake best efforts to ensure that COPA has jurisdiction to conduct administrative investigations of allegations of sexual misconduct. COPA and BIA may jointly agree that BIA may conduct the administrative investigation into allegations of sexual misconduct when it is jointly determined that doing so avoids unnecessary disruption to the complainant. (Consent Decree 441,443))</i> • Any other investigation as directed by the Chief or an exempt Member of BIA 	<ul style="list-style-type: none"> • False reported injury • Working secondary employment while on the medical roll • Not following proper medical roll procedures or policies • Compliance with work restrictions • Irregularities with injury or sickness versus time on medical roll • Five or more medical events within a twelve-month period • Any other investigation as directed by the Chief or an exempt Member of BIA 	<ul style="list-style-type: none"> • BIA-trained Accountability Sergeants assigned to Districts and Units conduct log number investigations for less serious allegations involving violations of Department Rules and Regulations. • Investigations are conducted under the guidance of the BIA Accountability Lieutenant and in accordance with BIA Policies, subject to BIA approval.

BIA Investigative Support and Auxiliary Sections				
Administrative Section	Intake/Analytical Section	Advocate Section	Records Section	Consent Decree Compliance Section
<ul style="list-style-type: none"> • Coordinates operational needs of the Bureau at the direction of the Chief, BIA. 	<ul style="list-style-type: none"> • Coordinates intake of log numbers transferred from COPA. • Communicates with complainants to gather further information. • Assigns log numbers for investigation. 	<ul style="list-style-type: none"> • Supervised by a Lieutenant, the BIA Department Advocate, an attorney who offers guidance regarding the application of policies and procedures on disciplinary issues. 	<ul style="list-style-type: none"> • Repository for all Log Number investigative files. 	<ul style="list-style-type: none"> • Develops and executes unit and department-level training in BIA subject matter. • Assesses Bureau policy to maintain compliance with the Consent Decree.

Filing a Complaint

Anyone wishing to file a complaint against a Chicago Police Department Member may do so by phone, [online](#) at chicagocopa.org/complaints, by mail, or in-person at a COPA or CPD facility. The City of Chicago's Office of the Inspector General also provides an [online](#) fraud, waste or abuse complaint form which may be submitted anonymously (<https://igchicago.org/contact-us/report-fraud-waste-abuse/fraud-or-corruption-report-form/>). **Complaints may be initiated by the identified complainants themselves, anonymously, or by a third party with knowledge of alleged misconduct.** The information provided by the complainant during initiation and the investigation is crucial to ensure accountability for a Department Member's actions.

COPA, BIA and OIG Contact Information

COPA 1615 W. Chicago Avenue, 4th Floor
Chicago, IL 60622
(312) 743-COPA or TTY (312) 745-3598 chicagocopa.org

BIA 3510 S. Michigan Avenue (Public Safety Headquarters) *or any CPD facility*
Chicago, IL 60653
BIA: (312) 745-6310 <https://home.chicagopolice.org/>

City of Chicago, Office of the Inspector General (OIG)

740 N. Sedgwick, Suite 200

Chicago, IL 60654

Main Line: (773) 478-7799 Tip Line: (866) 448-4754 TTY: (773) 478-2066 igchicago.org

Complaint Intake and Assignment

All registered complaints are assigned a **log number**, which is a unique tracking number that remains with a complaint for its duration. A complainant will be provided with their log number at the time the complaint is made. All log numbers are initially routed to COPA, where the agency will evaluate whether the allegation(s) fall under its investigative jurisdiction. The complainant is able to track their complaint's status by calling COPA at 312-746-3609 or through COPA's case portal (<https://www.chicagocopa.org/data-cases/case-portal/>); alternatively, by calling BIA at (312)745-6310 or online at (<https://home.chicagopolice.org/statistics-data/data-dashboards/accountability-dashboard/>).

COPA will forward log numbers that do not meet their investigative jurisdiction to BIA for investigation. BIA's Intake Section will conduct a preliminary assessment of each log number upon arrival, communicate with complainants as needed, refine category codes or attempt to classify uncategorized alleged misconduct based on available information, and assign log number investigations (cases) to BIA Investigators and Accountability Sergeants for investigation. The Intake Section may also administratively close log numbers within BIA Policy (e.g. complaints that will be addressed by judicial/administrative hearing, duplicates, lack of information/unable to contact complainant, Accused is not a CPD Member) and will notify the complainant of this decision and their ability to discuss re-opening the complaint.

Investigations

The Intake Section will assign log number investigations to BIA Investigators or Accountability Sergeants ("Investigators") in the Investigations Division, Confidential Investigations Division, or Accountability Investigations Division based on the misconduct alleged by the complaint and/or the rank of the Accused Member. Investigators will conduct a preliminary investigation to discover any and all objective verifiable evidence relevant to the complaint, including audio/video, physical evidence, arrest reports, photographs, GPS records, computer data, and witness interviews. Investigators will make reasonable attempts to contact the complainant to secure a signed sworn affidavit.

In the first 6 months of 2021, the Uniform Peace Officers' Disciplinary Act [50 ILCS 725/3.8(b)] which requires that any person making an allegation of misconduct against a **sworn peace officer** sign an affidavit that certifies the affiant verily believes the allegation(s) is/are true and correct, remained in place. A signed Sworn Affidavit was required for all investigations involving an accused **Sworn** Department member in all circumstances **except** the following: (1) allegation of criminal conduct, (2) violation of medical policy, (3) residency violation, (4) when the complainant is a Department or COPA

Member, (5) when there is a Sworn Affidavit Override approved by the Chief Administrator of COPA/Chief of BIA. Absent a signed Sworn Affidavit, an Affidavit Override, or an exception listed above, the complaint will not reach an investigative finding. Sworn affidavits are not required for complaints against non-sworn, civilian Department Members (detention aides, police administrative aides, etc.).

On July 1st, 2021, the SAFE-T Act (PA 101-0652) went into effect which eliminated the sworn affidavit requirement for any Fraternal Order of Police (FOP) – Chicago Lodge #7 members. Any person wishing to make a complaint against a sworn FOP Department member could do so without a signed sworn affidavit. The exception is for Sergeants, Lieutenants, and Captains who are still under a collective bargaining agreement with the Police Benevolent and Protective Association (PBPA). All anonymous complaints will be preliminarily investigated, (including where the accused is a member of the PBPA).

If an investigator is unable, after reasonable attempts, to secure a signed sworn affidavit (for **PBPA members only**), but discovers objective, verifiable evidence of misconduct suggesting it is necessary and appropriate for an investigation to continue, that Investigator shall request a **Sworn Affidavit Override** for evaluation and approval by the BIA Chief. If approved, this request will then be submitted to the Chief Administrator of COPA for evaluation and approval. The Chief Administrator of COPA will provide an affidavit override if there is objective verifiable evidence suggesting it is necessary and appropriate, and in the interests of justice, for the investigation to continue. (**Consent Decree 463 a-c**)

Findings in Misconduct Investigations

A log number investigation in which objective verifiable evidence is obtained, or in the case of a PBPA member a signed Sworn Affidavit or Affidavit Override has been obtained, is considered a **misconduct investigation** as defined by the Consent Decree. Upon conclusion of a full misconduct investigation, which will include preservation and evaluation of evidence, interviews of complainants and witnesses, the investigator will formulate specific allegations which will be formally served to the Accused Member(s) prior to obtaining the Member's statement. A single log number investigation may contain several allegations. Each allegation will result in one of the following Findings:

Findings in Misconduct Investigations	
Sustained	Where it has been determined that the allegation is supported by a preponderance of the evidence.
Not Sustained	Where it has been determined that there is insufficient evidence to prove the allegations by a preponderance of the evidence.
Unfounded	Where it has been determined, by clear and convincing evidence, that an allegation is false or not factual.
Exonerated	Where it has been determined, by clear and convincing evidence, that the conduct described in the allegation occurred but is lawful and proper.

Alternative "Finding" Classification—No Sworn Affidavit/No Affidavit Override

No Affidavit

A classification used in place of a finding for a log number investigation in which a Sworn Affidavit is **required** but not obtained for a **PBPA member only** (i.e. no contact, no cooperation, refusal to cooperate etc.), or where the preliminary investigation fails to uncover objective verifiable evidence of misconduct permitting a Sworn Affidavit override; effectively ending the investigation.

Investigative Findings to Final Disposition

Upon completion of an investigation, investigators will determine findings for each allegation; and for sustained cases consider the member's complimentary and disciplinary histories to recommend a penalty. This step is referred to as "**Investigative Findings and Recommendations.**" Completed investigations with "Sustained," "Not Sustained," "Unfounded" and "Exonerated" findings for allegations are subject to review by members of the Command Staff, in a process called **Command Channel Review (CCR)**.

Investigations containing allegations that are **Exonerated, Unfounded** or **Not Sustained** will be reviewed by the Advocate Section and Command Staff through CCR. Once approved, these investigations will be closed by the Advocate Section. Complainants will receive notice of the resolution of their case, along with the contact information for the BIA Advocate section. Accused Department Members will also receive notice of the disposition of the investigation at this time.

Investigations containing **Sustained** allegations will be reviewed by the Advocate Section and the Command Staff through CCR, and eventually by the BIA Chief. Investigations with sustained allegations in COPA cases will be reviewed by the Superintendent or his/her designee. When the Superintendent or the BIA Chief approve of the finding and penalty in a sustained misconduct investigation, this is referred to as the "**Final Disciplinary Decision.**" Following this "Final Disciplinary Decision," Department Members will receive a notification and may accept the penalty, file a grievance, or request a review by the Police Board (for certain qualifying penalties). Upon acceptance of the penalty, resolution of grievances, decision by the Police Board, or appeal to court, the investigation is classified as "**Final Disposition.**" At this point, the Advocate Section will notify the complainant that their complaint has resulted in a sustained finding against a Department Member. When CPD's Finance Division provides proof that the Member has served a suspension (if one has been given), the case will be closed.

Complainants may check the status of their complaints (by referencing their log number) at any time during the intake, investigation, or post-investigation processing phase by calling BIA at (312)745-6310 or online at (<https://home.chicagopolice.org/statistics-data/data-dashboards/accountability-dashboard/>). Administrative summary reports, containing information for completed BIA investigations that result in investigative findings, are located at <https://home.chicagopolice.org/administrative-summary-report-index/>.

Data Collection

Data presented in this report was queried from the CPD Data Warehouse, which only includes information from the CMS system. BIA began using the CMS system on February 11, 2019. Remaining cases in the previous system, Auto CR, are being closed out on a continual basis. Data sources and filters are available throughout this report in the notes below each table (unless indicated otherwise). All data presented in this report reflects investigations conducted by BIA Investigators and the District Accountability Sergeants. **(Consent Decree 551)**

This area intentionally left blank.

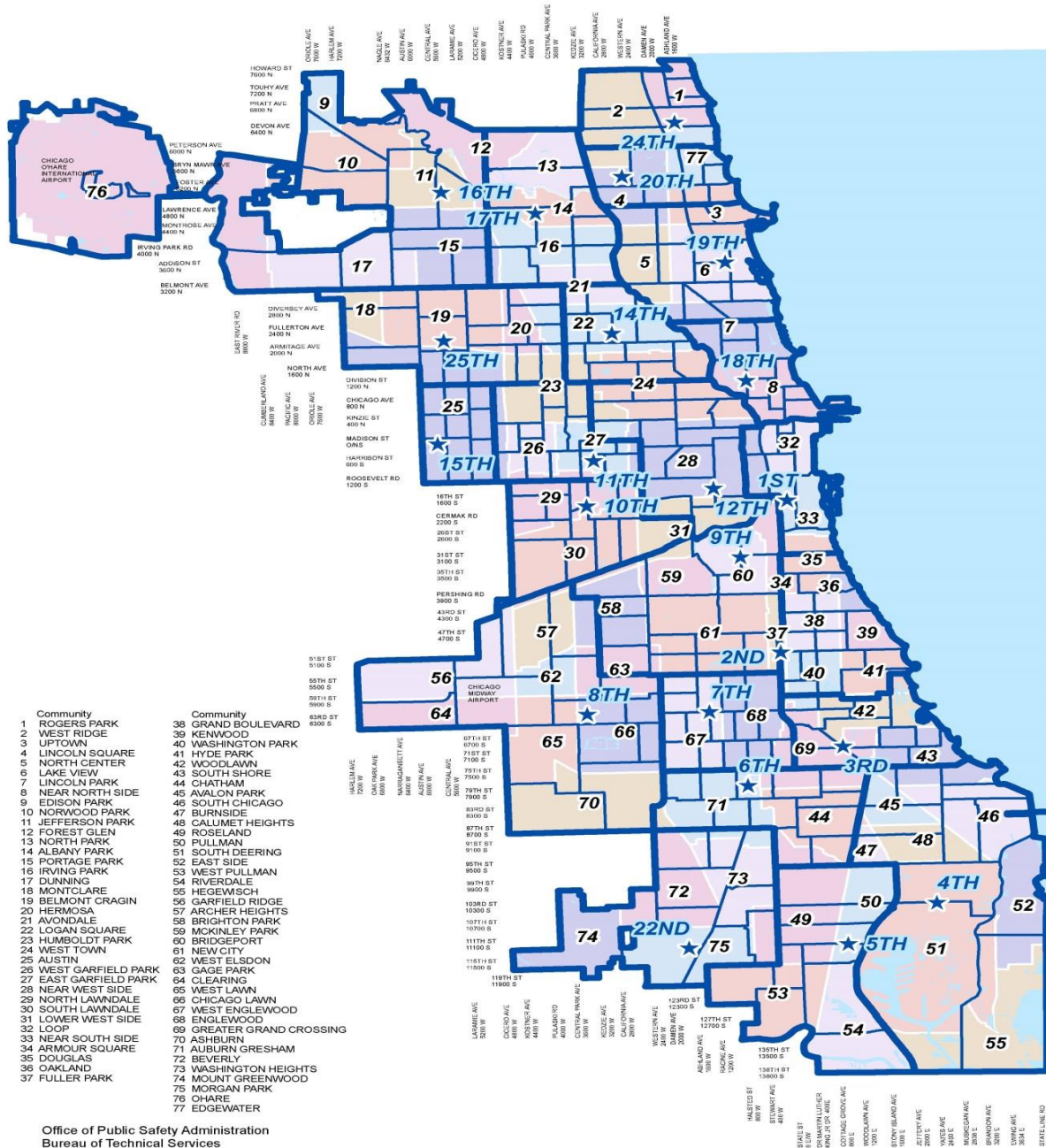
Chicago Police Department Districts, Beats and Community Areas



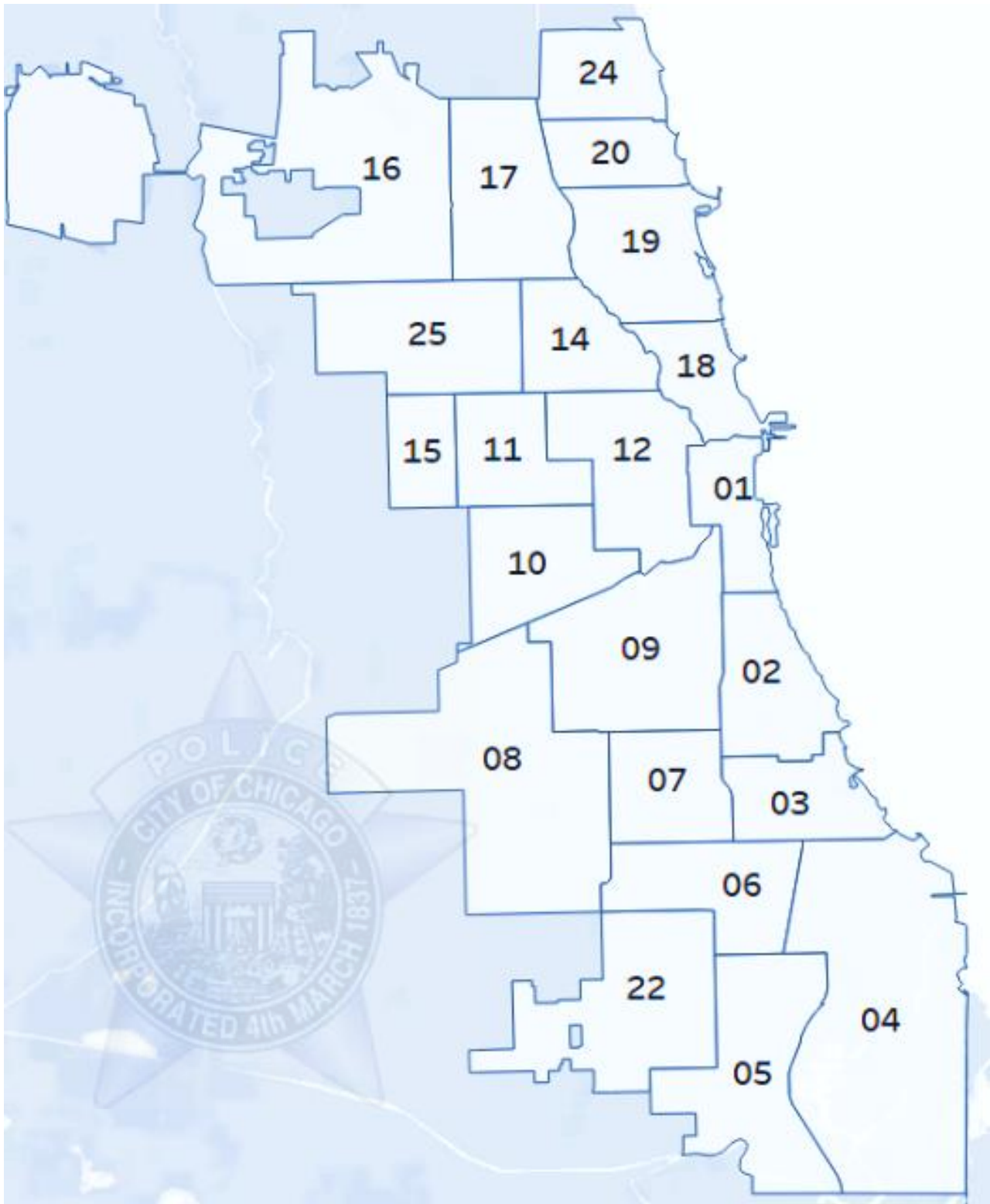
Chicago Police Department Districts, Beats and Community Areas



Lori E. Lightfoot, Mayor
David O Brown, Superintendent



Chicago Police District Map



Calendar Year 2021 Overview

The following table contains the current status (as of April 14th, 2022) of all Complaint Register and Information/Complaint log numbers received by CPD in the Calendar Year of 2021. Of these **4,035** log numbers received from COPA, **2,152 (53.33%)** were opened as cases by CPD and assigned for investigation. **1,876 (46.49%)** of these log numbers were administratively closed or under administrative closure review. **7 (0.17%)** were undergoing the Intake Review process.

Table 1. Current Statuses of Complaint Register and Information/Complaint Log Numbers Assigned to BIA in Calendar Year 2021

Record Status	Q1	Q2	Q3	Q4	2021 Total	2020 Total	Y-o-Y Percent Change
Administrative Closure Review	1	3	7	2	13	3	333.33%
Administratively Closed	450	541	510	362	1,863	1,838	1.34%
Advocate Review	7	4	3	12	26	12	116.67%
Case Closure Processing	3	2	1	0	6	3	100.00%
Case Final	236	154	79	45	514	1,526	-66.32%
Command Channel Review	21	9	15	108	153	76	101.32%
Intake Review	0	1	1	5	7	1	600.00%
Investigator Assignment	5	6	9	20	40	3	1233.33%
OLA Review	1	1	0	21	23	7	228.57%
Police Board	1	0	0	0	1	1	0.00%
Under BIA Investigation	110	169	214	266	759	231	228.57%
Under District Investigation	86	179	201	164	630	62	916.13%
Total	921	1,069	1,040	1,005	4,035	3,763	6.74%

¹ Current Record Status of Complaint Register and Information/Complaint log numbers received by CPD between 01 January 2021 and 31 December 2021002E

² All figures related to pending complaints are preliminary and subject to further analysis and revision.

³ Data retrieved on 14 April 2022.

The specific reasons for BIA's administrative closure of log numbers assigned by COPA will be detailed in Table 2.

Table 2. Calendar Year 2021 –Reasons for Administrative Closure of Log Numbers

Reason	2021 Total	2020 Total	Y-o-Y Percent Change
Allegation is being investigated under another log number	445	302	47.35%
Accused is not a CPD member	277	284	-2.46%
Preliminary investigation revealed accused's actions in compliance with CPD directives and its Rules and Regulations	230	111	107.21%
Refer the matter to another unit (not for complaint-register investigation, but as an FYI)	184	352	-47.73%
Complaint not constituted	162	27	500%
There is not enough information presently available to proceed with the investigation	106	134	-20.90%
Incident addressed via Summary Punishment Action Request	84	65	29.23%
Administrative Termination	79	128	-38.28%
Traffic citation and no allegations of misconduct	62	47	31.91%
Allegation does not constitute a violation of CPD directives and/or CPD Rules and Regulations	58	135	-57.04%
Complaint to be (or was) adjudicated in criminal court because of arrest or summons	42	19	121.05%
Complainant provided no contact information	40	47	-14.89%
Administrative Notice of Violation and no allegations of misconduct	38	6	533.33%
No Complaint	18	12	50%
BIA Commander Review	13	1	1200%
NDI Complete	11	32	-65.63%
Non-Disciplinary Intervention	9	5	80%
Incident under review by Traffic Review Board	5	2	150%
Allegation is being investigated by the Office of the Inspector General	5	4	25%
Parking citation and no allegations of misconduct	3	40	-92.50%
BIA Intake Section unsuccessful in attempts to contact complainant in order to proceed with the investigation	2	13	-84.62%
COPA has declined to investigate a Taser discharge incident and the matter is being reviewed by the Force Review Unit	1	5	-80%
Lack of Jurisdiction	1	1	0.00%
OIG declined to investigate and BIA prohibited from investigating pursuant to Consent Decree or Municipal Code	1	4	-75.00%
Furnish the complainant with contact information to another City department (eg. CFD, OEMC, Finance)	0	15	-100%
Complainant Unknown (Meyers Arbitration Award, 1 April 2020, Grievance Nos. 545-19-11, 546-19-002, and 548-19-003)	0	73	-100%

BIA Deputy Chief Review	0	2	-100%
Grand Total	1,876	1,866	0.54%

¹ Status Reason of Administratively Closed Complaint Register and Information/Complaint log numbers received by CPD between 01 January 2021 and 31 December 2021.

² Data retrieved on 14 April 2022.

³ Log number may be closed subject to accused member's rank and various arbitration awards.

This area intentionally left blank.

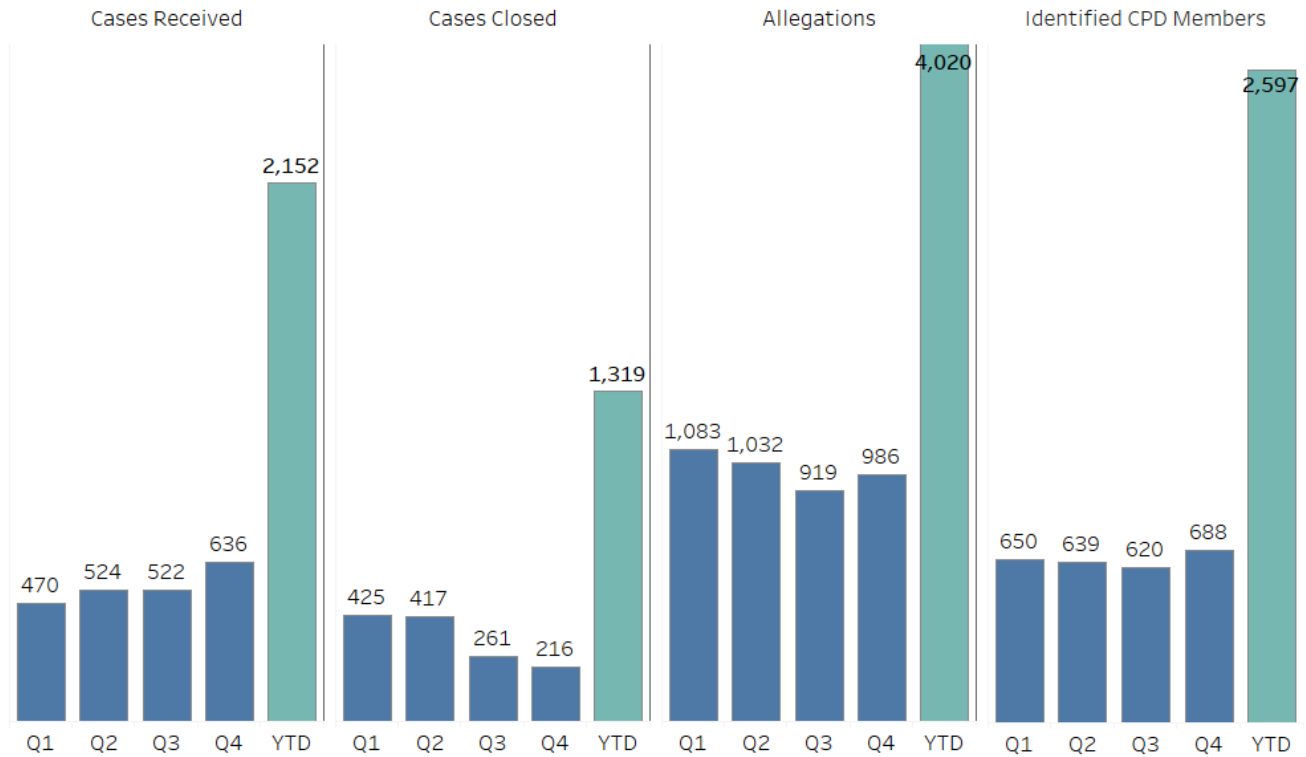
Calendar Year 2021 Overview – Cases Opened, Closed, Allegations and Accused Members

The following table and chart reflect the total number of log number investigations (cases) opened and closed by CPD in the 1st, 2nd, 3rd and 4th Quarters of 2021 along with the full year totals. The data shows that the number of cases opened at BIA (upon assignment from COPA) rose slightly from Q1 to Q2, but **jumped 21%** during Q4 relative to the average number of cases opened during Q2 and Q3.

Table 3. Cases Opened by BIA, Cases Closed by BIA, Allegations and Accused CPD Members

CY 2020 Case Overview	Q1	Q2	Q3	Q4	2021 Total	2020 Total	Y-o-Y % Change
Cases Opened ¹	470	524	522	636	2,152	1,921	12.02%
Cases Closed ²	425	417	261	216	1,319	1,405	-6.12%
Allegations ³	1,083	1,032	919	986	4,020	3,948	1.82%
Identified Accused	650	639	620	688	2,597	2,391	8.62%

BIA Case Data Overview (Q1-Q4-YTD)



¹ Complaint Register and Information/Complaint log numbers assigned to CPD in the case console; excluding administrative closures.

² Complaint Register and Information/Complaint log numbers closed by CPD in the case console; excluding administrative closures.

³ Allegations include those associated with identified and unknown accused members.

⁴ Identified accused members in Complaint Register and Information/Complaint log numbers assigned to CPD in the case console; excluding administrative closures.

⁵ All figures related to pending complaints are preliminary and subject to further analysis and revision. The figures may differ from those reported in previous Quarterly Reports.

⁶ Data retrieved on 14 April 2022.

Table 4. Breakdown of Cases Opened and Cases Closed – by BIA and Districts

CY 2020 Case Breakdown	Q1	Q2	Q3	Q4	2021 Total	2020 Total	Y-o-Y % Change
Cases Opened ¹ - BIA	256	289	277	430	1,252	1,006	24.45%
Cases Opened ¹ - District	214	235	245	206	900	915	-1.64%
Cases Closed ² - BIA	191	195	156	132	674	683	-1.32%
Cases Closed ² – District	234	222	105	84	645	722	-10.66%

¹ Complaint Register and Information/Complaint log numbers assigned to CPD in the case console; excluding administrative closures.

² Complaint Register and Information/Complaint log numbers closed by CPD in the case console; excluding administrative closures.

³ Data Retrieved on 14 April 2022.

This area intentionally left blank.

Classification of Allegations

(Consent Decree 550-a)

For most log numbers, COPA will classify alleged misconduct into a **category code** prior to assignment to BIA. BIA Intake will then classify uncategorized allegations into category codes upon receipt, or refine the category code based on information gathered from complainants. The following table contains classifications for allegations of misconduct (at intake or refined during investigation) for BIA cases opened in the 2021 calendar year. There were **2,152** cases opened containing **4,020** total allegations. Over **77%** of allegations contained in cases opened in the full year were classified as **“Operation/Personnel Violations.”** A further breakdown of this classification category will be provided on the next page.

Table 5. Classification of Allegations

Category	2021 Total	2020 Total	Y-o-Y % Change
Operation/Personnel Violations	3,110	2,872	8.29%
Conduct Unbecoming Violations	328	374	-12.30%
Arrest/Lockup Incidents	122	161	-24.22%
Crime Misconduct	118	152	-22.37%
Civil Rights Violation	67	47	42.55%
Verbal Abuse	56	75	-25.33%
Traffic (Not Bribery/Excessive Force)	54	98	-44.90%
Supervisory Responsibilities	38	34	11.76%
Alcohol/Drug Abuse	36	28	28.57%
Medical Integrity	22	27	-18.52%
Search Warrants	18	20	-10.00%
Bribery/Official Corruption	16	22	-27.27%
Excessive Force	15	12	25.00%
Domestic Incidents	8	4	100.00%
Weapon Discharge	5	1	400.00%
Drugs/Substance Abuse	4	5	-20.00%
Coercion	3	1	200.00%
Null	0	15	-100%
Total	4,020	3,948	1.82%

¹ Allegations, associated with identified and unknown accused members, and listed in Complaint Register and Information/Complaint log numbers assigned to CPD in the case console; excluding administrative closures.

² All figures related to pending complaints are preliminary and subject to further analysis and revision.

³ Data retrieved on 14 April 2022.

Further Breakdown of Operation/Personnel Violations

Operation/Personnel Violations comprised approximately **77%** of primary allegation classifications for BIA cases opened in the 2021 Calendar Year. The following table specifies the secondary classifications of Operation/Personnel Violations for 2021. Allegations of **“Inadequate/Failure to Provide Service” (29.61%)**, **“Neglect of Duty” (27.49%)** and **“Conduct Unbecoming,” (20.16%)** were the three most cited, identified Operation/Personnel subcategories. *Please note that in the CMS system “Conduct Unbecoming” is a primary category classification as well as a subcategory classification for Operation/Personnel Violations.*

Table 6. Subcategory Breakdown of Operation/Personnel Violations

Operation/Personnel Violations Subcategory	2021 Total	2020 Total	Y-o-Y % Change
Inadequate/Failure to Provide Service	921	985	-6.50%
Neglect of Duty	855	492	73.78%
Conduct Unbecoming	627	661	-5.14%
Insubordination	169	25	576.00%
Reports	129	85	51.76%
EEO Investigations	72	45	60.00%
Slow/ No Response	63	58	8.62%
Misuse of Department Equipment/Supplies	61	54	12.96%
Failure to Identify	52	86	-39.53%
Leaving Assignment (District, Beat, Sector, Court)	30	8	275.00%
Misuse of Department Records	27	24	12.50%
Inventory Procedures – Non-Arrestee	27	30	-10.00%
Weapon	18	27	-33.33%
Traffic Pursuit	18	22	-18.18%
Absent without Permission	12	3	300.00%
Workplace Violence	11	10	10.00%
Secondary/Special Employment	5	0	-
Employment Action – Shakman Decree	4	1	300.00%
Unfit for Duty	3	1	200.00%
Court Attendance Irregularities	3	0	-
Late – Roll Call/Assignment/Court	2	1	100.00%
Lunch/Personal Violations	1	0	-
Political Activity	0	4	-100.00%
Compensatory Time	0	2	-100.00%
Null	0	248	-100.00%

Total	3,110	2,872	8.29%
--------------	--------------	--------------	--------------

¹ Operation/Personnel Violation allegations, associated with identified and unknown accused members, and listed in Complaint Register and Information/Complaint log numbers assigned to CPD in the case console; excluding administrative closures.

² All figures related to pending complaints are preliminary and subject to further analysis and revision.

³ Data retrieved on 14 April 2022.

This area intentionally left blank.

Complainant Demographic Information

(Consent Decree 550-a)

The following tables present reported complainant demographic information for BIA cases opened in the Fourth quarter of 2021. The data below specifically contains a breakdown of all persons identified as a "Reporting Party" in the Case Management System (CMS). This data includes both CPD and non-CPD complainants. The data contained in the next section will be presented in the aggregate, and then filtered to only complaints initiated by CPD members and non-CPD members (civilians).

Table 7. Aggregate Complainant Demographic Data (CPD and Non-CPD)

Aggregate Reporting Parties	Asian	Black or African American	Hispanic	White	Other/Unknown	Total	%
Female	16	495	108	256	137	1012	35.22%
Male	34	445	251	631	153	1514	52.70%
Other/Unknown	1	32	5	6	303	347	12.08%
Total	51	972	364	893	593	2873	100%
%	1.78%	33.83%	12.67%	31.08%	20.64%	100%	

¹ Complaint Register and Information/Complaint log numbers assigned to CPD in the case console; excluding administrative closures.

² Demographics reflect the aggregates of CPD and Non-CPD persons listed as a Reporting Party.

³ All figures related to pending complaints are preliminary and subject to further analysis and revision.

Table 8. Demographic Information of CPD Complainants

Reporting Party Demographic	Asian/Pacific Islander	Black or African American	Hispanic	White	Other/Unknown	Total	% of Reporting Parties
Female	2	140	38	164	0	344	27.90%
Male	14	161	182	516	3	876	71.05%
Other/Unknown	0	0	0	0	13	13	1.05%
Total	16	301	220	680	16	1233	100%
%	1.30%	24.41%	17.84%	55.15%	1.30%	100%	

¹ Complaint Register and Information/Complaint log numbers assigned to CPD in the case console; excluding administrative closures.

² Demographics reflect CPD persons listed as a Reporting Party.

³ All figures related to pending complaints are preliminary and subject to further analysis and revision.

⁴ Data retrieved on 18 April 2022.

* Note—Unable to definitively determine if demographics are "self-reported," as some complaints are initiated in-person by a CPD Supervisor or COPA member, who may record a complainant's demographics based on perceived race/gender/age.

Civilian (Non-CPD) Complainant Demographics

The following table demonstrates the reported demographics (race and gender) of only non-CPD complainants in BIA cases opened during the Calendar Year 2021. Non-CPD Complainants reported as **Female** initiated **over 40%** of cases for the calendar year, followed by **Males (39%)** and **Other/Unknown (20%)**. When broken down by race, the majority of non-CPD complainants are reported as **Black or African American (41%)**, followed by **Other/Unknown (35%)** and **White (13%)**.

Table 9. Demographic Information of Civilian (Non-CPD) Complainants

Non-CPD Reporting Party	Asian	Black or African American	Hispanic	White	Other/Unknown	Total	%
Female	14	355	70	92	137	668	40.73%
Male	20	284	69	115	150	638	38.90%
Other/Unknown	1	32	5	6	290	334	20.37%
Total	35	671	144	213	577	1640	100.00%
%	2.13%	40.91%	8.78%	12.99%	35.18%	100%	

¹ Complaint Register and Information/Complaint log numbers assigned to CPD in the case console; excluding administrative closures.

² Demographics Non-CPD persons listed as a Reporting Party.

³ All figures related to pending complaints are preliminary and subject to further analysis and revision.

⁴ Data retrieved on 18 April 2022.

Third Party and Anonymous Complainants

The following table contains the total number of unique complaints received from Third Party complainants (a party that was not directly involved or the recipient of the alleged misconduct) or from anonymous complainants (complainants whose identity is not known) for the calendar year 2021. **345** complaints were initiated by **anonymous** complainants, and **1,975** complaints were initiated by a **third party**.

Table 10. Calendar Year 2021 - Number of Third Party and Anonymous Complaints
(Consent Decree 550-a)

Reporting Party	Q1	Q2	Q3	Q4	CY 2021	CY 2020	Y-o-Y % Change
Anonymous ¹	40	72	151	82	345	204	69.12%
Third Party ²	469	527	472	507	1,975	1,888	4.61%

¹ Complaint Register and Information/Complaint log numbers assigned to CPD that identify at least one non-CPD Reporting Party as Anonymous.

² Complaint Register and Information/Complaint log numbers assigned to CPD that identify at least one Reporting Party as Reporting Party – "Third Party."

³ All figures related to pending complaints are preliminary and subject to further analysis and revision.

⁴ Data retrieved on 18 April 2022.

Complaints Received from the Public by District or Unit of Assignment of Accused Member

The table below contains data for **allegations** contained in civilian complaints filed in 2021, filtered by the Unit of Assignment/Detail of the accused Member. The data in the following two charts (11 and 12) were filtered to include only those that included “**Civilian Complaint,**” or “**Civilian Web Complaint**” typed in the incident description. In 2021, **identified** accused department members assigned to **Unit 716 (105)**, **District 11 (79)** and **District 7 (72)** accumulated the highest number of allegations in log numbers initiated by civilian complainants.

Table 11. CY 2021 Civilian Complaints by Unit/District of Assignment of Accused Member

(Consent Decree 550-b)

001 – 1ST DISTRICT - CENTRAL						
Allegation	Q1 2021	Q2 2021	Q3 2021	Q4 2021	2021 Allegations	2020 Allegations
Operation/Personnel Violations	8	8	14	11	41	40
Conduct Unbecoming Violations	3	0	0	0	3	1
Verbal Abuse	1	0	1	0	2	1
Crime Misconduct	2	0	0	0	2	2
Arrest/Lockup Incidents	x	x	x	x	0	3
Traffic (Not Bribery/Excessive Force)	x	x	x	x	0	2
Civil Rights Violation	x	x	x	x	0	1
Total	14	8	15	11	48	50

002 – 2ND DISTRICT - WENTWORTH						
Allegation	Q1 2021	Q2 2021	Q3 2021	Q4 2021	2021 Allegations	2020 Allegations
Operation/Personnel Violations	10	11	17	10	48	41
Conduct Unbecoming Violations	1	1	0	4	6	0
Crime Misconduct	1	0	1	0	2	0
Verbal Abuse	1	0	0	0	1	0
Civil Rights Violation	1	0	0	0	1	3
Arrest/Lockup Incidents	0	1	0	0	1	0
Supervisory Responsibilities	x	x	x	x	0	1
Traffic (Not Bribery/Excessive Force)	x	x	x	x	0	1
(null)	x	x	x	x	0	1
Total	14	13	18	14	59	47

003 – 3RD DISTRICT – GRAND CROSSING

Allegation	Q1 2021	Q2 2021	Q3 2021	Q4 2021	2021 Allegations	2020 Allegations
Operation/Personnel Violations	10	18	8	7	43	69
Conduct Unbecoming Violations	0	2	1	1	4	5
Traffic (Not Bribery/Excessive Force)	0	1	0	1	2	0
Supervisory Responsibilities	0	1	0	0	1	0
Civil Rights Violation	0	0	0	1	1	0
Crime Misconduct	x	x	x	x	0	2
Verbal Abuse	x	x	x	x	0	1
Total	10	22	9	10	51	77

004 – 4TH DISTRICT – SOUTH CHICAGO

Allegation	Q1 2021	Q2 2021	Q3 2021	Q4 2021	2021 Allegations	2020 Allegations
Operation/Personnel Violations	10	12	14	19	55	93
Arrest/Lockup Incidents	0	5	0	0	5	3
Traffic (Not Bribery/Excessive Force)	2	1	1	0	4	5
Conduct Unbecoming Violations	0	1	1	2	4	7
Civil Rights Violation	0	0	0	1	1	0
Crime Misconduct	x	x	x	x	0	2
Supervisory Responsibilities	x	x	x	x	0	1
Verbal Abuse	x	x	x	x	0	1
Total	12	19	16	22	69	112

005 – 5TH DISTRICT – CALUMET

Allegation	Q1 2021	Q2 2021	Q3 2021	Q4 2021	2021 Allegations	2020 Allegations
Operation/Personnel Violations	22	6	13	7	48	45
Conduct Unbecoming Violations	0	3	2	0	5	3
Traffic (Not Bribery/Excessive Force)	4	0	0	0	4	1
Crime Misconduct	0	0	0	2	2	0
Civil Rights Violation	2	0	0	0	2	1
Verbal Abuse	1	0	0	0	1	0
Coercion	0	0	0	1	1	0
Medical Integrity	x	x	x	x	0	2
Total	29	9	15	10	63	52

006 – 6TH DISTRICT – GRESHAM

Allegation	Q1 2021	Q2 2021	Q3 2021	Q4 2021	2021 Allegations	2020 Allegations
Operation/Personnel Violations	10	11	19	13	53	96
Traffic (Not Bribery/Excessive Force)	1	1	0	0	2	5
Supervisory Responsibilities	0	0	0	2	2	1
Conduct Unbecoming Violations	0	1	0	1	2	1
Crime Misconduct	1	0	0	0	1	0
Arrest/Lockup Incidents	0	0	1	0	1	3
Verbal Abuse	x	x	x	x	0	1
Total	12	13	20	16	61	107

007 – 7TH DISTRICT – ENGLEWOOD

Allegation	Q1 2021	Q2 2021	Q3 2021	Q4 2021	2021 Allegations	2020 Allegations
Operation/Personnel Violations	23	19	14	5	61	40
Conduct Unbecoming Violations	1	3	0	0	4	3
Traffic (Not Bribery/Excessive Force)	2	1	0	0	3	2
Verbal Abuse	1	1	0	0	2	3
Crime Misconduct	1	1	0	0	2	1
Bribery/Official Corruption	x	x	x	x	0	1
Supervisory Responsibilities	x	x	x	x	0	1
Total	28	25	14	5	72	51

008 – 8TH DISTRICT – CHICAGO LAWN

Allegation	Q1 2021	Q2 2021	Q3 2021	Q4 2021	2021 Allegations	2020 Allegations
Operation/Personnel Violations	8	16	9	4	37	48
Conduct Unbecoming Violations	1	0	1	1	3	1
Crime Misconduct	2	0	0	0	2	0
Supervisory Responsibilities	0	0	0	1	1	0
Traffic (Not Bribery/Excessive Force)	x	x	x	x	0	4
Total	11	16	10	6	43	53

009 – 9TH DISTRICT – DEERING

Allegation	Q1 2021	Q2 2021	Q3 2021	Q4 2021	2021 Allegations	2020 Allegations
Operation/Personnel Violations	16	3	4	5	28	28
Conduct Unbecoming Violations	0	2	2	2	6	1
Traffic (Not Bribery/Excessive Force)	0	2	0	0	2	2
Crime Misconduct	0	0	1	0	1	0
Arrest/Lockup Incidents	x	x	x	x	0	2
Verbal Abuse	x	x	x	x	0	1

Total	16	7	7	7	37	34
--------------	-----------	----------	----------	----------	-----------	-----------

010 – 10TH DISTRICT – OGDEN						
Allegation	Q1 2021	Q2 2021	Q3 2021	Q4 2021	2021 Allegations	2020 Allegations
Operation/Personnel Violations	7	3	5	20	35	16
Traffic (Not Bribery/Excessive Force)	1	1	0	0	2	5
Verbal Abuse	0	1	0	0	1	0
Supervisory Responsibilities	0	1	0	0	1	0
Conduct Unbecoming Violations	1	0	0	0	1	0
Civil Rights Violation	x	x	x	x	0	3
Crime Misconduct	x	x	x	x	0	3
Arrest/Lockup Incidents	x	x	x	x	0	2
Total	9	6	5	20	40	29

011 – 11TH DISTRICT – HARRISON						
Allegation	Q1 2021	Q2 2021	Q3 2021	Q4 2021	2021 Allegations	2020 Allegations
Operation/Personnel Violations	11	26	10	10	57	68
Conduct Unbecoming Violations	3	1	4	0	8	28
Verbal Abuse	2	1	1	1	5	1
Traffic (Not Bribery/Excessive Force)	2	0	2	0	4	5
Civil Rights Violation	1	3	0	0	4	4
Arrest/Lockup Incidents	1	0	0	0	1	5
Crime Misconduct	x	x	x	x	0	11
Domestic Incidents	x	x	x	x	0	2
Bribery/Official Corruption	x	x	x	x	0	1
Supervisory Responsibilities	x	x	x	x	0	1
Total	20	31	17	11	79	126

012 – 12TH DISTRICT – NEAR WEST						
Allegation	Q1 2021	Q2 2021	Q3 2021	Q4 2021	2021 Allegations	2020 Allegations
Operation/Personnel Violations	6	17	8	6	37	29
Conduct Unbecoming Violations	0	3	0	1	4	0
Arrest/Lockup Incidents	0	0	0	3	3	0
Crime Misconduct	0	0	0	2	2	1
Verbal Abuse	1	0	0	0	1	0
Traffic (Not Bribery/Excessive Force)	x	x	x	x	0	2
Total	7	20	8	12	47	32

014 – 14TH DISTRICT – SHAKESPEARE

Allegation	Q1 2021	Q2 2021	Q3 2021	Q4 2021	2021 Allegations	2020 Allegations
Operation/Personnel Violations	3	13	0	9	25	28
Arrest/Lockup Incidents	1	0	0	4	5	0
Conduct Unbecoming Violations	0	0	2	1	3	2
Supervisory Responsibilities	1	0	0	0	1	0
Excessive Force	x	x	x	x	0	1
Verbal Abuse	x	x	x	x	0	1
Total	5	13	2	14	34	32

015 – 15TH DISTRICT – AUSTIN

Allegation	Q1 2021	Q2 2021	Q3 2021	Q4 2021	2021 Allegations	2020 Allegations
Operation/Personnel Violations	9	13	7	14	43	16
Civil Rights Violation	1	0	0	1	2	7
Verbal Abuse	0	0	0	1	1	0
Conduct Unbecoming Violations	0	0	1	0	1	1
Arrest/Lockup Incidents	0	1	0	0	1	3
Total	10	14	8	16	48	27

016 – 16TH DISTRICT – JEFFERSON PARK

Allegation	Q1 2021	Q2 2021	Q3 2021	Q4 2021	2021 Allegations	2020 Allegations
Operation/Personnel Violations	1	6	3	3	13	41
Conduct Unbecoming Violations	0	1	1	2	4	4
Supervisory Responsibilities	0	0	1	0	1	1
Civil Rights Violation	0	1	0	0	1	0
Traffic (Not Bribery/Excessive Force)	x	x	x	x	0	1
Total	1	8	5	5	19	47

017 – 17TH DISTRICT – ALBANY PARK

Allegation	Q1 2021	Q2 2021	Q3 2021	Q4 2021	2021 Allegations	2020 Allegations
Operation/Personnel Violations	18	15	7	3	43	25
Arrest/Lockup Incidents	0	0	0	4	4	0
Conduct Unbecoming Violations	1	0	0	1	2	0
Verbal Abuse	0	0	0	1	1	2
Crime Misconduct	0	0	0	1	1	0
Traffic (Not Bribery/Excessive Force)	x	x	x	x	0	2
Drugs/Substance Abuse	x	x	x	x	0	1
Medical Integrity	x	x	x	x	0	1
Total	19	15	7	10	51	31

018 – 18TH DISTRICT – NEAR NORTH

Allegation	Q1 2021	Q2 2021	Q3 2021	Q4 2021	2021 Allegations	2020 Allegations
Operation/Personnel Violations	7	19	20	8	54	35
Verbal Abuse	0	1	2	1	4	3
Conduct Unbecoming Violations	0	0	1	3	4	6
Civil Rights Violation	0	0	0	4	4	0
Traffic (Not Bribery/Excessive Force)	x	x	x	x	0	3
Arrest/Lockup Incidents	x	x	x	x	0	1
Crime Misconduct	x	x	x	x	0	1
Excessive Force	x	x	x	x	0	1
Total	7	20	23	16	66	50

019 – 19TH DISTRICT – TOWN HALL

Allegation	Q1 2021	Q2 2021	Q3 2021	Q4 2021	2021 Allegations	2020 Allegations
Operation/Personnel Violations	6	10	12	3	31	55
Civil Rights Violation	8	0	0	0	8	1
Conduct Unbecoming Violations	0	0	3	0	3	1
Verbal Abuse	1	0	0	1	2	0
Traffic (Not Bribery/Excessive Force)	x	x	x	x	0	3
Crime Misconduct	x	x	x	x	0	1
Total	15	10	15	4	44	61

020 – 20TH DISTRICT – LINCOLN

Allegation	Q1 2021	Q2 2021	Q3 2021	Q4 2021	2021 Allegations	2020 Allegations
Operation/Personnel Violations	3	1	2	2	8	1
Search Warrants	2	0	0	0	2	0
Conduct Unbecoming Violations	0	0	2	0	2	2
Verbal Abuse	0	0	1	0	1	0
Civil Rights Violation	0	0	1	0	1	0
Total	5	1	6	2	14	3

022 – 22ND DISTRICT – MORGAN PARK

Allegation	Q1 2021	Q2 2021	Q3 2021	Q4 2021	2021 Allegations	2020 Allegations
Operation/Personnel Violations	18	24	5	16	63	52
Arrest/Lockup Incidents	2	2	4	0	8	0
Civil Rights Violation	x	x	x	x	0	3
Excessive Force	x	x	x	x	0	2
Traffic (Not Bribery/Excessive Force)	x	x	x	x	0	1
Verbal Abuse	x	x	x	x	0	1

Total	20	26	9	16	71	59
--------------	-----------	-----------	----------	-----------	-----------	-----------

024 – 24TH DISTRICT – ROGERS PARK						
Allegation	Q1 2021	Q2 2021	Q3 2021	Q4 2021	2021 Allegations	2020 Allegations
Operation/Personnel Violations	7	16	9	11	43	30
Conduct Unbecoming Violations	0	0	0	2	2	7
Arrest/Lockup Incidents	0	2	0	0	2	2
Crime Misconduct	1	0	0	0	1	0
Civil Rights Violation	x	x	x	x	0	2
Verbal Abuse	x	x	x	x	0	1
Total	8	18	9	13	48	42

025 – 25TH DISTRICT – GRAND CENTRAL						
Allegation	Q1 2021	Q2 2021	Q3 2021	Q4 2021	2021 Allegations	2020 Allegations
Operation/Personnel Violations	12	28	2	4	46	45
Conduct Unbecoming Violations	0	2	4	1	7	1
Verbal Abuse	0	1	0	0	1	1
Traffic (Not Bribery/Excessive Force)	1	0	0	0	1	3
Supervisory Responsibilities	1	0	0	0	1	1
Arrest/Lockup Incidents	x	x	x	x	0	2
Total	14	31	6	5	56	53

044 – RECRUIT TRAINING SECTION (RTS)						
Allegation	Q1 2021	Q2 2021	Q3 2021	Q4 2021	2021 Allegations	2020 Allegations
Operation/Personnel Violations	x	x	x	x	0	2
Total	x	x	x	x	0	2

045 – DISTRICT REINSTATEMENT SECTION (DRS)						
Allegation	Q1 2021	Q2 2021	Q3 2021	Q4 2021	2021 Allegations	2020 Allegations
Operation/Personnel Violations	x	x	x	x	0	1
Total	x	x	x	x	0	1

050 – AIRPORT OPERATIONS - NORTH

Allegation	Q1 2021	Q2 2021	Q3 2021	Q4 2021	2021 Allegations	2020 Allegations
Operation/Personnel Violations	0	0	9	6	15	4
Conduct Unbecoming Violations	0	4	0	0	4	0
Traffic (Not Bribery/Excessive Force)	0	0	0	1	1	1
Crime Misconduct	0	0	1	0	1	0
Total	0	4	10	7	21	5

051 – AIRPORT OPERATIONS - SOUTH

Allegation	Q1 2021	Q2 2021	Q3 2021	Q4 2021	2021 Allegations	2020 Allegations
Operation/Personnel Violations	x	x	x	x	0	1
Conduct Unbecoming Violations	x	x	x	x	0	2
Total	x	x	x	x	0	3

057 – DETAIL SECTION (DS)

Allegation	Q1 2021	Q2 2021	Q3 2021	Q4 2021	2021 Allegations	2020 Allegations
Operation/Personnel Violations	0	0	0	1	1	2
Total	0	0	0	1	1	2

079 – SPECIAL INVESTIGATIONS UNIT (SIU)

Allegation	Q1 2021	Q2 2021	Q3 2021	Q4 2021	2021 Allegations	2020 Allegations
Operation/Personnel Violations	0	3	0	0	3	0
Total	0	3	0	0	3	0

111 – OFFICE OF THE SUPERINTENDENT (OTS)

Allegation	Q1 2021	Q2 2021	Q3 2021	Q4 2021	2021 Allegations	2020 Allegations
Operation/Personnel Violations	0	0	2	0	2	1
Conduct Unbecoming Violations	0	0	0	1	1	0
Total	0	0	2	1	3	1

114 – LEGAL AFFAIRS DIVISION (LAD)

Allegation	Q1 2021	Q2 2021	Q3 2021	Q4 2021	2021 Allegations	2020 Allegations
Operation/Personnel Violations	1	0	2	1	4	0
Total	1	0	2	1	4	0

115 – COMPSTAT UNIT (CU)						
Allegation	Q1 2021	Q2 2021	Q3 2021	Q4 2021	2021 Allegations	2020 Allegations
Bribery/Official Corruption	0	0	1	0	1	0
Total	0	0	1	0	1	0

116 – CPIC / DEPLOYMENT OPERATIONS CENTER (DOC)						
Allegation	Q1 2021	Q2 2021	Q3 2021	Q4 2021	2021 Allegations	2020 Allegations
Operation/Personnel Violations	x	x	x	x	0	1
Total	x	x	x	x	0	1

121 – BUREAU OF INTERNAL AFFAIRS (BIA)						
Allegation	Q1 2021	Q2 2021	Q3 2021	Q4 2021	2021 Allegations	2020 Allegations
Operation/Personnel Violations	3	0	0	0	3	1
Bribery/Official Corruption	x	x	x	x	0	1
Total	3	0	0	0	3	2

122 – Finance Division (FD)						
Allegation	Q1 2021	Q2 2021	Q3 2021	Q4 2021	2021 Allegations	2020 Allegations
Conduct Unbecoming Violations	0	0	1	0	1	0
Total	0	0	1	0	1	0

124 – TRAINING AND SUPPORT GROUP (TSG)						
Allegation	Q1 2021	Q2 2021	Q3 2021	Q4 2021	2021 Allegations	2020 Allegations
Operation/Personnel Violations	0	1	0	0	1	13
Crime Misconduct	x	x	x	x	0	1
Total	0	1	0	0	1	14

133 – FIELD TECHNOLOGY UNIT (FTU)						
Allegation	Q1 2021	Q2 2021	Q3 2021	Q4 2021	2021 Allegations	2020 Allegations
Conduct Unbecoming Violations	x	x	x	x	0	1
Total	x	x	x	x	0	1

134 – REFORM MANAGEMENT GROUP (RMG)						
Allegation	Q1 2021	Q2 2021	Q3 2021	Q4 2021	2021 Allegations	2020 Allegations
Operation/Personnel Violations	x	x	x	x	0	1
Total	x	x	x	x	0	1

135 – OFFICE OF COMMUNITY POLICING (OCP)						
Allegation	Q1 2021	Q2 2021	Q3 2021	Q4 2021	2021 Allegations	2020 Allegations
Conduct Unbecoming Violations	2	0	0	0	2	0
Operation/Personnel Violations	1	0	0	0	1	0
Total	3	0	0	0	3	0

140 – OFFICE OF THE FIRST DEPUTY SUPERINTENDENT (OFDS)						
Allegation	Q1 2021	Q2 2021	Q3 2021	Q4 2021	2021 Allegations	2020 Allegations
Conduct Unbecoming Violations	0	0	0	2	2	0
Operation/Personnel Violations	0	0	1	0	1	0
Total	0	0	1	2	3	0

143 – CRISIS INTERVENTION TEAMS (CIT)						
Allegation	Q1 2021	Q2 2021	Q3 2021	Q4 2021	2021 Allegations	2020 Allegations
Arrest/Lockup Incidents	0	0	2	0	2	0
Conduct Unbecoming Violations	0	0	1	0	1	0
Operation/Personnel Violations	x	x	x	x	0	1
Total	0	0	3	0	3	1

145 – TRAFFIC SECTION (TS)						
Allegation	Q1 2021	Q2 2021	Q3 2021	Q4 2021	2021 Allegations	2020 Allegations
Operation/Personnel Violations	1	2	2	0	5	2
Traffic (Not Bribery/Excessive Force)	2	0	0	0	2	5
Conduct Unbecoming Violations	x	x	x	x	0	1
Total	3	2	2	0	7	8

163 – RECORDS INQUIRY SECTION (RIS)						
Allegation	Q1 2021	Q2 2021	Q3 2021	Q4 2021	2021 Allegations	2020 Allegations
Operation/Personnel Violations	0	0	5	0	5	0
Total	0	0	5	0	5	0

166 – FIELD SERVICES SECTION (FSS)						
Allegation	Q1 2021	Q2 2021	Q3 2021	Q4 2021	2021 Allegations	2020 Allegations
Operation/Personnel Violations	0	1	0	0	1	0
Conduct Unbecoming Violations	0	0	1	0	1	2
Total	0	1	1	0	2	2

167 – EVIDENCE AND RECOVERED PROPERTY SECTION (ERPS)

Allegation	Q1 2021	Q2 2021	Q3 2021	Q4 2021	2021 Allegations	2020 Allegations
Operation/Personnel Violations	2	2	0	0	4	5
Conduct Unbecoming Violations	x	x	x	x	0	1
Total	2	2	0	0	4	6

168 – AUTO POUNDS SECTION (APS)

Allegation	Q1 2021	Q2 2021	Q3 2021	Q4 2021	2021 Allegations	2020 Allegations
Operation/Personnel Violations	2	0	0	0	2	0
Crime Misconduct	2	0	0	0	2	0
Total	4	0	0	0	4	0

169 – POLICE DOCUMENTS SECTION (PDS)

Allegation	Q1 2021	Q2 2021	Q3 2021	Q4 2021	2021 Allegations	2020 Allegations
Operation/Personnel Violations	0	0	1	0	1	0
Total	0	0	1	0	1	0

177 – FORENSIC SERVICES DIVISION (FSD)

Allegation	Q1 2021	Q2 2021	Q3 2021	Q4 2021	2021 Allegations	2020 Allegations
Operation/Personnel Violations	1	0	0	0	1	0
Total	1	0	0	0	1	0

180 – BUREAU OF DETECTIVES (BOD)

Allegation	Q1 2021	Q2 2021	Q3 2021	Q4 2021	2021 Allegations	2020 Allegations
Operation/Personnel Violations	x	x	x	x	0	6
Total	x	x	x	x	0	6

181 – INVESTIGATIVE RESPONSE TEAM (IRT)

Allegation	Q1 2021	Q2 2021	Q3 2021	Q4 2021	2021 Allegations	2020 Allegations
Operation/Personnel Violations	1	0	0	0	1	0
Total	1	0	0	0	1	0

184 – YOUTH INVESTIGATION DIVISION (YID)

Allegation	Q1 2021	Q2 2021	Q3 2021	Q4 2021	2021 Allegations	2020 Allegations
Operation/Personnel Violations	0	0	0	1	1	0
Total	0	0	0	1	1	0

187 – CRIMINAL REGISTRATION UNIT (CRU)

Allegation	Q1 2021	Q2 2021	Q3 2021	Q4 2021	2021 Allegations	2020 Allegations
Operation/Personnel Violations	0	0	0	1	1	1
Verbal Abuse	0	1	0	0	1	0
Total	0	1	0	1	2	1

189 – NARCOTICS DIVISION

Allegation	Q1 2021	Q2 2021	Q3 2021	Q4 2021	2021 Allegations	2020 Allegations
Operation/Personnel Violations	2	1	0	2	5	3
Civil Rights Violation	0	0	0	1	1	0
Arrest/Lockup Incidents	0	0	0	1	1	1
Search Warrants	x	x	x	x	0	5
Conduct Unbecoming Violations	x	x	x	x	0	1
Total	2	1	0	4	7	10

191 – INTELLIGENCE SECTION (IS)

Allegation	Q1 2021	Q2 2021	Q3 2021	Q4 2021	2021 Allegations	2020 Allegations
Operation/Personnel Violations	x	x	x	x	0	1
Total	x	x	x	x	0	1

192 – VICE SECTION (VS)

Allegation	Q1 2021	Q2 2021	Q3 2021	Q4 2021	2021 Allegations	2020 Allegations
Bribery/Official Corruption	0	0	1	0	1	0
Total	0	0	1	0	1	0

193 – GANG INVESTIGATION DIVISION (GID)

Allegation	Q1 2021	Q2 2021	Q3 2021	Q4 2021	2021 Allegations	2020 Allegations
Operation/Personnel Violations	1	5	0	0	6	2
Supervisory Responsibilities	0	1	0	0	1	0
Crime Misconduct	x	x	x	x	0	1
Total	1	6	0	0	7	3

196 – ASSET FORFEITURE SECTION (AFS)

Allegation	Q1 2021	Q2 2021	Q3 2021	Q4 2021	2021 Allegations	2020 Allegations
Conduct Unbecoming Violations	0	0	1	0	1	0
Operation/Personnel Violations	x	x	x	x	0	2
Total	0	0	1	0	1	2

211 – DEPUTY CHIEF – AREA 1

Allegation	Q1 2021	Q2 2021	Q3 2021	Q4 2021	2021 Allegations	2020 Allegations
Operation/Personnel Violations	1	0	0	0	1	
Conduct Unbecoming Violations	0	0	0	1	1	
Total	1	0	0	1	2	

212 – DEPUTY CHIEF – AREA 2

Allegation	Q1 2021	Q2 2021	Q3 2021	Q4 2021	2021 Allegations	2020 Allegations
Operation/Personnel Violations	x	x	x	x	0	1
Total	x	x	x	x	0	1

213– DEPUTY CHIEF – AREA 3

Allegation	Q1 2021	Q2 2021	Q3 2021	Q4 2021	2021 Allegations	2020 Allegations
Operation/Personnel Violations	x	x	x	x	0	1
Total	x	x	x	x	0	1

214– DEPUTY CHIEF – AREA 4

Allegation	Q1 2021	Q2 2021	Q3 2021	Q4 2021	2021 Allegations	2020 Allegations
Operation/Personnel Violations	x	x	x	x	0	1
Total	x	x	x	x	0	1

215 – DEPUTY CHIEF – AREA 5

Allegation	Q1 2021	Q2 2021	Q3 2021	Q4 2021	2021 Allegations	2020 Allegations
Operation/Personnel Violations	0	0	1	0	1	1
Arrest/Lockup Incidents	x	x	x	x	0	1
Total	0	0	1	0	1	2

216 – DEPUTY CHIEF – CENTRAL CONTROL GROUP (CCG)

Allegation	Q1 2021	Q2 2021	Q3 2021	Q4 2021	2021 Allegations	2020 Allegations
Operation/Personnel Violations	0	0	0	0	0	1
Total	0	0	0	0	0	1

221 – RANDOM DRUG SECTION (RDS)

Allegation	Q1 2021	Q2 2021	Q3 2021	Q4 2021	2021 Allegations	2020 Allegations
Operation/Personnel Violations	0	0	0	1	1	0
Crime Misconduct	0	0	0	1	1	0
Total	0	0	0	2	2	0

222 – TIMEKEEPING UNIT (TU) - HEADQUARTERS						
Allegation	Q1 2021	Q2 2021	Q3 2021	Q4 2021	2021 Allegations	2020 Allegations
Operation/Personnel Violations	1	0	0	0	1	0
Total	1	0	0	0	1	0

223 – OFFICER SUPPORT UNIT (OSU)						
Allegation	Q1 2021	Q2 2021	Q3 2021	Q4 2021	2021 Allegations	2020 Allegations
Conduct Unbecoming Violations	0	0	1	0	1	0
Total	0	0	1	0	1	0

261 – COURT SECTION (CS)						
Allegation	Q1 2021	Q2 2021	Q3 2021	Q4 2021	2021 Allegations	2020 Allegations
Crime Misconduct	x	x	x	x	0	1
Total	x	x	x	x	0	1

277 – CRIME SCENE PROCESSING UNIT (CSU)						
Allegation	Q1 2021	Q2 2021	Q3 2021	Q4 2021	2021 Allegations	2020 Allegations
Operation/Personnel Violations	2	0	0	0	2	1
Conduct Unbecoming Violations	x	x	x	x	0	2
Total	2	0	0	0	2	3

311 – GANG ENFORCEMENT – AREA 1						
Allegation	Q1 2021	Q2 2021	Q3 2021	Q4 2021	2021 Allegations	2020 Allegations
Operation/Personnel Violations	0	1	0	0	1	0
Arrest/Lockup Incidents	x	x	x	x	0	1
Conduct Unbecoming Violations	x	x	x	x	0	1
Total	0	1	0	0	1	2

312 – GANG ENFORCEMENT – AREA 2						
Allegation	Q1 2021	Q2 2021	Q3 2021	Q4 2021	2021 Allegations	2020 Allegations
Operation/Personnel Violations	x	x	x	x	0	1
Alcohol/Drug Abuse	x	x	x	x	0	1
Total	0	0	0	0	0	2

313 – GANG ENFORCEMENT – AREA 3

Allegation	Q1 2021	Q2 2021	Q3 2021	Q4 2021	2021 Allegations	2020 Allegations
Civil Rights Violation	0	0	0	2	2	0
Operation/Personnel Violations	x	x	x	x	0	10
Total	0	0	0	2	2	10

314 – GANG ENFORCEMENT – AREA 4

Allegation	Q1 2021	Q2 2021	Q3 2021	Q4 2021	2021 Allegations	2020 Allegations
Operation/Personnel Violations	x	x	x	x	0	2
Crime Misconduct	x	x	x	x	0	1
Total	x	x	x	x	0	3

353 – SPECIAL WEAPONS AND TACTICS (SWAT) UNIT

Allegation	Q1 2021	Q2 2021	Q3 2021	Q4 2021	2021 Allegations	2020 Allegations
Medical Integrity	0	0	0	1	1	0
Operation/Personnel Violations	x	x	x	x	0	1
Total	0	0	0	1	1	1

376 – ALTERNATE RESPONSE SECTION (ARS)

Allegation	Q1 2021	Q2 2021	Q3 2021	Q4 2021	2021 Allegations	2020 Allegations
Operation/Personnel Violations	3	6	4	1	14	10
Medical Integrity	1	0	0	0	1	0
Crime Misconduct	0	1	0	0	1	2
Arrest/Lockup Incidents	1	0	0	0	1	0
Conduct Unbecoming Violations	x	x	x	x	0	1
Total	5	7	4	1	17	13

384 – JUVENILE INTERVENTION SUPPORT CENTER (JISC)

Allegation	Q1 2021	Q2 2021	Q3 2021	Q4 2021	2021 Allegations	2020 Allegations
Operation/Personnel Violations	x	x	x	x	0	1
Total	x	x	x	x	0	1

411 – CRIMINAL NETWORK TEAMS – AREA 1

Allegation	Q1 2021	Q2 2021	Q3 2021	Q4 2021	2021 Allegations	2020 Allegations
Operation/Personnel Violations	x	x	x	x	0	1
Total	x	x	x	x	0	1

441 – SPECIAL ACTIVITIES SECTION (SAS)

Allegation	Q1 2021	Q2 2021	Q3 2021	Q4 2021	2021 Allegations	2020 Allegations
Operation/Personnel Violations	1	0	0	0	1	1
Total	1	0	0	0	1	1

442 – BOMB SQUAD (BS)

Allegation	Q1 2021	Q2 2021	Q3 2021	Q4 2021	2021 Allegations	2020 Allegations
Operation/Personnel Violations	0	0	1	0	1	1
Total	0	0	1	0	1	1

541 – FOP DETAIL

Allegation	Q1 2021	Q2 2021	Q3 2021	Q4 2021	2021 Allegations	2020 Allegations
Operation/Personnel Violations	2	0	0	0	2	1
Total	2	0	0	0	2	1

543 – DETACHED SERVICES (DS) – MISCELLANEOUS DETAIL

Allegation	Q1 2021	Q2 2021	Q3 2021	Q4 2021	2021 Allegations	2020 Allegations
Operation/Personnel Violations	1	0	0	0	1	0
Conduct Unbecoming Violations	0	1	0	0	1	0
Total	1	1	0	0	2	0

544 – DETACHED SERVICES (DS) – UNIFORMED SUPPORT DIVISION

Allegation	Q1 2021	Q2 2021	Q3 2021	Q4 2021	2021 Allegations	2020 Allegations
Crime Misconduct	1	0	0	0	1	0
Total	1	0	0	0	1	0

603 – ARSON SECTION (AS)

Allegation	Q1 2021	Q2 2021	Q3 2021	Q4 2021	2021 Allegations	2020 Allegations
Operation/Personnel Violations	0	0	1	0	1	4
Crime Misconduct	x	x	x	x	0	1
Total	0	0	1	0	1	5

604 – FINANCIAL CRIMES SECTION (FCS)

Allegation	Q1 2021	Q2 2021	Q3 2021	Q4 2021	2021 Allegations	2020 Allegations
Operation/Personnel Violations	0	1	0	0	1	8
Total	0	1	0	0	1	8

606 – INVESTIGATIVE FIELD GROUP (IFG)

Allegation	Q1 2021	Q2 2021	Q3 2021	Q4 2021	2021 Allegations	2020 Allegations
Operation/Personnel Violations	2	8	0	4	14	3
Bribery/Official Corruption	0	0	0	2	2	0
Conduct Unbecoming Violations	x	x	x	x	0	3
Arrest/Lockup Incidents	x	x	x	x	0	2
Total	2	8	0	6	16	8

608 – MAJOR ACCIDENT INVESTIGATION SECTION (MAIS)

Allegation	Q1 2021	Q2 2021	Q3 2021	Q4 2021	2021 Allegations	2020 Allegations
Operation/Personnel Violations	2	0	1	0	3	1
Conduct Unbecoming Violations	1	0	0	0	1	0
Traffic (Not Bribery/Excessive Force)	x	x	x	x	0	1
Total	3	0	1	0	4	2

610 – DETECTIVES – AREA 1

Allegation	Q1 2021	Q2 2021	Q3 2021	Q4 2021	2021 Allegations	2020 Allegations
Operation/Personnel Violations	12	4	2	5	23	12
Conduct Unbecoming Violations	0	0	0	2	2	0
Arrest/Lockup Incidents	0	0	2	0	2	2
Supervisory Responsibilities	1	0	0	0	1	0
Bribery/Official Corruption	0	0	1	0	1	0
Crime Misconduct	x	x	x	x	0	1
Total	13	4	5	7	29	15

620 – DETECTIVES – AREA 2

Allegation	Q1 2021	Q2 2021	Q3 2021	Q4 2021	2021 Allegations	2020 Allegations
Operation/Personnel Violations	7	11	6	3	27	21
Bribery/Official Corruption	0	0	3	0	3	0
Crime Misconduct	0	0	0	1	1	0
Conduct Unbecoming Violations	1	0	0	0	1	1
Total	8	11	9	4	32	22

630 – DETECTIVES – AREA 3

Allegation	Q1 2021	Q2 2021	Q3 2021	Q4 2021	2021 Allegations	2020 Allegations
Operation/Personnel Violations	5	6	5	3	19	5
Conduct Unbecoming Violations	x	x	x	x	0	1
Total	5	6	5	3	19	6

632 – DETECTIVE DIVISION – VIOLENT CRIMES AREA 3

Allegation	Q1 2021	Q2 2021	Q3 2021	Q4 2021	2021 Allegations	2020 Allegations
Conduct Unbecoming Violations	1	0	0	0	1	0
Total	1	0	0	0	1	0

640 – DETECTIVES – AREA 4

Allegation	Q1 2021	Q2 2021	Q3 2021	Q4 2021	2021 Allegations	2020 Allegations
Operation/Personnel Violations	1	1	6	2	10	3
Crime Misconduct	0	1	1	0	2	0
Conduct Unbecoming Violations	0	0	0	1	1	0
Total	1	2	7	3	13	3

650 – DETECTIVES – AREA 5

Allegation	Q1 2021	Q2 2021	Q3 2021	Q4 2021	2021 Allegations	2020 Allegations
Operation/Personnel Violations	4	5	1	9	19	7
Crime Misconduct	0	0	2	0	2	1
Total	4	5	3	9	21	8

701 – PUBLIC TRANSPORTATION (PT)

Allegation	Q1 2021	Q2 2021	Q3 2021	Q4 2021	2021 Allegations	2020 Allegations
Operation/Personnel Violations	0	0	11	0	11	11
Supervisory Responsibilities	x	x	x	x	0	1
Total	0	0	11	0	11	12

704 – TRANSIT SECURITY UNIT (TSU)

Allegation	Q1 2021	Q2 2021	Q3 2021	Q4 2021	2021 Allegations	2020 Allegations
Crime Misconduct	0	0	1	0	1	0
Conduct Unbecoming Violations	0	1	0	0	1	0
Total	0	1	1	0	2	0

714 – SUMMER MOBILE PATROL (SMP)

Allegation	Q1 2021	Q2 2021	Q3 2021	Q4 2021	2021 Allegations	2020 Allegations
Operation/Personnel Violations	0	1	1	1	3	12
Arrest/Lockup Incidents	1	1	0	0	2	0
Conduct Unbecoming Violations	0	1	0	0	1	1
Civil Rights Violation	0	1	0	0	1	0
Total	1	4	1	1	7	13

715 – CRITICAL INCIDENT RESPONSE TEAM (CIRT)

Allegation	Q1 2021	Q2 2021	Q3 2021	Q4 2021	2021 Allegations	2020 Allegations
Operation/Personnel Violations	3	1	0	0	4	15
Traffic (Not Bribery/Excessive Force)	1	0	1	0	2	0
Supervisory Responsibilities	x	x	x	x	0	2
Verbal Abuse	x	x	x	x	0	2
Alcohol/Drug Abuse	x	x	x	x	0	1
Arrest/Lockup Incidents	x	x	x	x	0	1
Conduct Unbecoming Violations	x	x	x	x	0	1
Domestic Incidents	x	x	x	x	0	1
Total	4	1	1	0	6	23

716 – COMMUNITY SAFETY TEAM (CST)

Allegation	Q1 2021	Q2 2021	Q3 2021	Q4 2021	2021 Allegations	2020 Allegations
Operation/Personnel Violations	22	12	14	4	52	22
Civil Rights Violation	1	5	6	6	18	0
Conduct Unbecoming Violations	3	4	4	0	11	7
Arrest/Lockup Incidents	5	3	0	2	10	6
Search Warrants	9	0	0	0	9	10
Crime Misconduct	0	0	2	0	2	0
Verbal Abuse	0	0	1	0	1	0
Supervisory Responsibilities	0	0	0	1	1	0
Excessive Force	0	0	0	1	1	0
Traffic (Not Bribery/Excessive Force)	x	x	x	x	0	1
Total	40	24	27	14	105	46

721 – FORCE REVIEW DIVISION (FRD)

Allegation	Q1 2021	Q2 2021	Q3 2021	Q4 2021	2021 Allegations	2020 Allegations
Operation/Personnel Violations	1	0	0	0	1	0
Crime Misconduct	x	x	x	x	0	1
Total	1	0	0	0	1	1

UNKNOWN

Allegation	Q1 2021	Q2 2021	Q3 2021	Q4 2021	2021 Allegations	2020 Allegations
Operation/Personnel Violations	119	178	147	120	564	532
Conduct Unbecoming Violations	7	9	13	13	42	45
Traffic (Not Bribery/Excessive Force)	10	6	7	0	23	28
Crime Misconduct	8	6	4	3	21	27
Verbal Abuse	3	1	3	1	8	15
Civil Rights Violation	2	4	0	0	6	3

Supervisory Responsibilities	2	0	0	2	4	2
Arrest/Lockup Incidents	0	1	0	2	3	2
Excessive Force	0	2	0	0	2	2
Domestic Incidents	0	1	0	0	1	0
Medical Integrity	0	0	1	0	1	0
Search Warrants	0	0	1	0	1	3
Alcohol/Drug Abuse	x	x	x	x	0	1
Coercion	x	x	x	x	0	1
(null)	x	x	x	x	0	2
Total	151	207	175	141	676	663

¹ **Allegations**, associated with identified and unknown accused members, and listed in Complaint Register and Information/Complaint log numbers assigned to CPD, with "Civilian Complaint" or "Civilian Web Complaint" entered in the complaint incident description.

² Officer not identified, therefore Unit of Assignment/Detail unknown/not yet known.

³ Unit of Assignment/Detail reflects the unit the accused member was assigned/detailed to on the date the member was entered as an accused in the case management system.

⁴ All figures related to pending complaints are preliminary and subject to further analysis and revision.

⁵ Data retrieved on 19 April 2021.

Complaints Received From the Public Subcategorized by Classification of Allegations

The following table and chart contain the breakdown of allegation classifications for complaints initiated by members of the public ("civilians") in 2021. Similar to the overall allegation categories chart mentioned previously, allegations of **"Operation/Personnel Violations"** were the most-reported allegation category (**80.04%**). Following those, **"Conduct Unbecoming"** violations (**7.05%**) and **Civil Rights Violation (2.41%)** were the 2nd and 3rd most reported. The data from calendar year 2021 revealed **1,342** unique "Civilian" complaints containing a total of **2,199** allegations. The Operation/Personnel Violation subcategories will be identified in table 13.

Table 12. CY 2021 Civilian-Initiated Complaints by Classification of Allegations
(Consent Decree 550-b)

Allegation - Category	Q1 2021	% Change	Q2 2021	% Change	Q3 2021	% Change	Q4 2021	2021 Total	2020 Total	Y-o-Y % Change
Operation/Personnel Violations	433	26%	545	-22%	427	-17%	355	1760	1682	5%
Conduct Unbecoming Violations	26	54%	40	18%	47	-11%	42	155	145	-7%
Civil Rights Violation	16	-13%	14	-50%	7	129%	16	53	28	89%
Traffic (Not Bribery/Excessive Force)	26	-50%	13	-15%	11	-82%	2	52	83	-37%
Arrest/Lockup Incidents	11	45%	16	-44%	9	78%	16	52	42	24%
Crime Misconduct	19	-53%	9	44%	13	-23%	10	51	61	-16%
Verbal Abuse	11	-36%	7	29%	9	-33%	6	33	35	-6%
Supervisory Responsibilities	5	-40%	3	-67%	1	500%	6	15	12	25%
Search Warrants	11	-100%	0	-	1	-100%	0	12	18	-33%
Bribery/Official Corruption	0	0%	0	-	6	-67%	2	8	3	167%
Medical Integrity	1	-100%	0	-	1	0%	1	3	3	0%
Excessive Force	0	-	2	-100%	0	-	1	3	6	-50%
Domestic Incidents	0	-	1	-100%	0	0%	0	1	3	-67%
Coercion	0	0%	0	0%	0	-	1	1	1	0.00%
Alcohol/Drug Abuse	NA		NA		NA		NA	0	3	-100%
Drugs/Substance Abuse	NA		NA		NA		NA	0	1	-100%
Total	559	16%	650	-18%	532	-14%	458	2199	2126	3%

¹ Allegations, associated with identified and unknown accused members, and listed in Complaint Register and Information/Complaint log numbers assigned to CPD, with "Civilian Complaint" or "Civilian Web Complaint" entered in the complaint incident description. A total of **1342 unique complaints** account for these allegations.

² All figures related to pending complaints are preliminary and subject to further analysis and revision.

³ Data retrieved on 20 April 2022.

Subcategories of Operation/Personnel Violation Allegations by Civilian Complainants

As mentioned above, a significant majority of civilian-initiated allegations in 2021 were categorized as “Operation/Personnel Violations.” Below, that category is broken down into more specific subcategories as classified at intake or by the investigator. **Inadequate/Failure to Provide Service (40.85%), Neglect of Duty (24.38%), and Conduct Unbecoming (24.20%)** were the most-cited identified subcategories for this allegation category. *Please note, Conduct Unbecoming is a Primary Category as well as a subcategory of Operation/Personnel Violations in the CMS system.*

Table 13. Civilian Complaints Filtered by Classification of Allegations (Operation /Personnel Violations-Subcategories)
(Consent Decree 550-b)

Operation / Personnel Violations Subcategory	Q1 2021	% Change	Q2 2021	% Change	Q3 2021	% Change	Q4 2021	2021 Total	2020 Total	Y-o-Y % Change
Inadequate/Failure to Provide Service	191	17%	223	-25%	167	-17%	138	719	631	14%
Neglect of Duty	82	55%	127	2%	129	-29%	91	429	256	68%
Conduct Unbecoming	119	32%	157	-48%	82	-17%	68	426	421	1%
Reports	18	-22%	14	-36%	9	167%	24	65	37	76%
Slow/No Response	6	-17%	5	160%	13	8%	14	38	34	12%
Failure to Identify	3	133%	7	43%	10	-30%	7	27	47	-43%
<i>All Other Subcategories Combined</i>	14	-14%	12	42%	17	-24%	13	56	256	-78%
Grand Total	433	26%	545	-22%	427	-17%	355	1760	1682	5%

¹ Operation/Personnel Violation allegations, associated with identified and unknown accused members, and listed in Complaint Register and Information/Complaint log numbers assigned to CPD, with "Civilian Complaint" or "Civilian Web Complaint" entered in the complaint incident description.

² All figures related to pending complaints are preliminary and subject to further analysis and revision.

³ Data retrieved on 20 April 2022.

Number of Investigations Closed Based on the Absence of a Complainant Affidavit; BIA Requests to Obtain Sworn Affidavit Override

The following table demonstrates the number of investigations that were closed due to the absence of a complainant affidavit and the number of requests for sworn affidavit overrides that BIA submitted to COPA during 2021. Misconduct investigations that do not fall under an exception to the statutory Sworn Affidavit requirement (valid in the first 6 months of 2021, and then only for Police Benevolent and Protection Association, or PBPA, members under the enactment of the SAFE-T Act) and that produce no objective, verifiable evidence of misconduct will be closed out as **No Affidavit**. When a BIA Investigator or Accountability Sergeant discovers objective, verifiable evidence of misconduct during a preliminary investigation, he/she will submit a request for an Affidavit Override to the Chief of BIA for cases where the Accused is a PBPA member (a sergeant, lieutenant, or captain), who will then forward the approved request to COPA. Currently available data reflects that **860** investigations were closed due to the lack of a signed complainant affidavit and objective verifiable evidence, and that BIA submitted **41** requests for Sworn Affidavit Overrides to COPA in 2021.

Table 14. No Affidavit Closures and Affidavit Override Requests
(Consent Decree 550-c-iv)

	Q1 2021	Q2 2021	Q3 2021	Q4 2021	Total 2021	Total 2020	Y-o-Y % Change
Closed—No Affidavit	293	296	160	111	860	919	-6.42%
Requests to Obtain Sworn Affidavit Override	16	3	22	0	41	35	17.14%

Average Time from Receipt of Complaint by BIA to the Next or Initial Contact with the Complainant

(Consent Decree 550-c-i)

Following the preliminary review of a log number referred by COPA, BIA's Intake Section generates a complainant contact letter (*intake investigation assigned letter, intake administrative closure letter and intake preliminary review letter*) containing further information that will be mailed or e-mailed to a complainant depending on the type of contact information provided. In 2021, BIA's Intake Section generated at least **3170** of these letters within the CMS system. The average length of time between the case being assigned to BIA and the generation of the intake letter was **7.73 days**

Average Processing Time Following Investigator's Submission of Findings

(Consent Decree 550-c-ii, iii)

As discussed earlier in this report, an investigator's submission of a completed investigation is referred to as **Investigative Findings and Recommendations**. For purposes of this report, BIA has identified the date of "Investigative Findings and Recommendations" as the date in which the investigation has been closed (all investigative review is complete—case manager, Lieutenant, Commander/Deputy Chief) and the case is moved to the Advocate section. This date is equivalent for both COPA and CPD cases. The **Final Disciplinary Decision** is the final decision of the Superintendent or his or her designee regarding whether to issue or recommend discipline after review and consideration of the investigative findings and recommendations, including after any additional investigation conducted as a result of such review. **Final Disposition** refers to the status of a misconduct investigation after the final disciplinary decision, and any grievance process, arbitration, Police Board proceeding, or appeal relating to the final disciplinary decision.

The following (3) reports represent the total number of cases that reached each specified stage of the disciplinary process within the 2021 calendar year, as well as the average number of days to reach each of the stages detailed in this report. This report only encompasses CMS cases which include a sustained finding, and includes investigations from BIA, District and COPA (*except for the report detailing cases that have only reached investigative findings/penalty during 2021, where COPA is omitted*). The following data is current as of May 23rd, 2022.

Report #1 – Final Disposition

- **(189)** total cases reached final disposition between **01 January 2021 – 31 December 2021**
- On average it took **611.83 days** from intake opened date to final disposition
- On average it took **182.88 days** from the final disciplinary decision to final disposition
- On average it took **349.08 days** from investigative findings and recommendations to final disposition
- On average it took **261.08 days** from BIA assignment to investigative findings and recommendations
- On average it took **1.61 days** from COPA intake to BIA assignment

Report #2 – Final Disciplinary Decision

- **(236)** total cases reached final disciplinary decision between **01 January 2021 – 31 December 2021**
- On average it took **444.86 days** from BIA assignment date to final disciplinary decision
- On average it took **154.36 days** from investigative findings and recommendations to final disciplinary decision
- On average it took **1.73 days** from COPA intake to BIA assignment

Report #3 – Recommended Findings and Penalty

- **(180)** total cases reached investigative findings and recommendations between **01 January 2021 – 31 December 2021**
- On average it took **333.36 days** from BIA assignment date to investigative findings and recommendations
- On average it took **1.91 days** from COPA intake to BIA assignment

This area intentionally left blank.

Outcomes of Administrative Investigations

Completed misconduct investigations will produce findings of “Sustained,” “Not Sustained,” “Unfounded,” or “Exonerated” for each allegation specified therein. Investigations must meet certain standards to support each identified finding. The following table demonstrates the investigative findings for allegations contained within misconduct investigations closed in 2021.

Table 15. CY 2021 Allegations with Findings of Sustained, Not Sustained, Exonerated and Unfounded

(Consent Decree 550-d)

Finding	Q1 2021	Q2 2021	Q3 2021	Q4 2021	2021 Totals	2020 Totals	Y-o-Y % Change
Sustained	84	30	80	112	306	91	236%
Not Sustained	86	136	70	63	355	377	-5.84%
Unfounded	88	125	128	53	394	384	2.60%
Exonerated	33	17	8	15	73	55	32.73%
Total	291	308	286	243	1,128	907	24.37%

¹ Allegation findings, associated with identified and unknown accused members, listed in Complaint Register and Information/Complaint log numbers assigned to CPD that were closed as Case Final in CY 2021 (01 January 2021 - 31 December 2021).

² Data retrieved on 20 April 2022.

Recommended Disciplinary and Non-Disciplinary Penalties for Sustained Allegations in Reporting Period

(Consent Decree 550-d, e)

The following table captures the disciplinary penalties recommended for accused department members with sustained allegations in misconduct investigations closed in 2021. **In 2021, 50%** of sustained allegations resulted in a non-disciplinary penalty (the Member will have a sustained allegation with a penalty of “Violation-Noted” in their disciplinary history) and **48%** resulted in a disciplinary penalty (separation, suspension or written reprimand). Please note—the number of penalties will not match the number of sustained allegations as there may be multiple sustained allegations in one misconduct investigation which will yield only one penalty.

Table 16. CY 2021 - Aggregate Data on Discipline

Penalty	Q1 2021	Q2 2021	Q3 2021	Q4 2021	2021 Totals	2020 Totals	Y-o-Y % Change
Non-Disciplinary	17	3	2	8	30	23	30.43%

Suspension	4	1	28	58	91	6	14.17%
Reprimand	53	21	13	17	104	9	10.56%
Demotion	0	0	0	0	0	0	0%
Termination	0	0	0	0	0	0	0%
Separation	1	3	0	1	5	7	-28.57%
Unknown	0	0	0	0	0	1	-100%
TOTAL	75	28	43	84	230	47	389%

¹ Penalties associated with Complaint Register and Information/Complaint log numbers assigned to CPD that were closed as Case Final in 2021 (01 January 2021 - 31 December 2021).

² Data retrieved on 20 April 2022.

Grievance Proceedings, Arbitration, Settlements and Police Board Hearings **(Consent Decree 550-F)**

This section contains the number of sustained cases that were subject to grievance proceedings by the Accused Member; the number of cases that proceeded before the Police Board; the number of cases that proceeded to arbitration; and the number of cases that were settled prior to a full evidentiary hearing (arbitration or Police Board) during the reporting period.

Table 17. Grievance Proceedings

Grievance Proceedings CY 2021 01 January 2021 -31 December 2021	Total
Number of Cases Grieved ¹	244
Number of Cases That Proceeded Before The Police Board (by PB Decision Date) ²	10
Number of Cases Proceeded To Arbitration ¹	112
Number of Cases Settled Prior To Evidentiary Hearing ^{1,2}	6

¹ Source: CPD Labor Relations Division

² Source: "Data" from https://www.chicago.gov/city/en/depts/cpb/provdrs/police_discipline.html

³ Of the 10 cases that proceeded before the police board in the CY 2021 – only 3 were investigated by BIA only, 1 investigated by BIA and COPA, 5 were investigated by COPA only and 1 was investigated by the OIG

Table 18. Police Board Decisions

Police Board Decisions CY 2021¹	Total
Guilty – Discharged from CPD	3
Guilty – Suspended (14 days)	1

Charges Withdrawn (Resigned from CPD)	4
Charges Withdrawn (Other)	1
Not Guilty	1

¹ Source: "Data"

from

https://www.chicago.gov/city/en/depts/cpb/provdrs/police_discipline.html

² Of the 10 cases that proceeded before the police board in the CY 2021 – only 3 were investigated by BIA only, 1 investigated by BIA and COPA, 5 were investigated by COPA only and 1 was investigated by the OIG

Outcomes of Misconduct Investigations by Classifications of Allegations, by Race, Gender and Age of Accused Member

(Consent Decree 550-G)

Investigations closed in CMS during Calendar Year 2021 with identified accused members contained a total of **2,340** allegations with findings of **Sustained, Not Sustained, Unfounded, Exonerated**, or closed as **No Affidavit**.

Investigations closed in CY 2021 yielded **Sustained** findings for **306 (13.08%)** allegations. There were **Not Sustained** findings for **280 (11.97%)** allegations. A finding of **Unfounded** was determined for **377 allegations (16.11%)**; and **Exonerated** in **73 allegations (3.12%)**. **1305** allegations (**55.73%**) were closed out as **"No affidavit."**

The following pages break down the total number of allegations by outcome (finding), then by classification of allegation, and further by the race, gender and age of the Accused Member. **The totals reflected in Tables 14 and 15 of this report will differ from the following tables which only include allegations that are associated with an identified accused member.**

Data Notes for Following Tables (pp 31-35)

¹ Allegation findings, **associated with identified accused members**, listed in Complaint Register and Information/Complaint log numbers assigned to CPD that were closed (Case Final) CY 2021 (01 January 2021 - 31 December 2021).

² Allegations, **associated with identified accused members**, listed in Complaint Register and Information/Complaint log numbers assigned to CPD that were closed as Case Final / No Affidavit in CY 2021 (01 January 2021 - 31 December 2021).

³ Data retrieved on 5 May 2022.

Sustained Allegations CY 2021

Total Amount of Sustained Allegations¹ = 306

Classification of Allegation	Q1 2021	Q2 2021	Q3 2021	Q4 2021	2021 Totals	2020 Totals	Y-o-Y % Change
Operation/Personnel Violations	58	25	38	74	195	43	353.49%
Conduct Unbecoming Violations	10	3	17	9	39	8	387.50%
Arrest/Lockup Incidents	9	0	2	11	22	11	100.00%
Crime Misconduct	2	1	18	0	21	10	110.00%
Alcohol/Drug Abuse	0	1	3	8	12	4	200.00%
Medical Integrity	0	0	0	6	6	0	NA
Supervisory Responsibilities	1	0	1	3	5	1	400.00%
Verbal Abuse	1	0	1	1	3	2	50.00%
Traffic (Not Bribery/Excessive Force)	3	0	0	0	3	6	-50.00%
Drugs/Substance Abuse	x	x	x	x	0	3	
Search Warrants	x	x	x	x	0	2	-100.00%
Domestic Incidents	x	x	x	x	0	1	-100.00%
Totals	84	30	80	112	306	91	236.26%

Race	Q1 2021	Q2 2021	Q3 2021	Q4 2021	2021 Totals	2020 Totals	Y-o-Y % Change
White	37	14	41	47	139	37	275.68%
Black	20	7	26	25	78	28	178.57%
Hispanic	24	8	11	31	74	24	208.33%
Asian/Pacific Islander	3	1	2	7	13	2	550.00%
Unknown Race	0	0	0	2	2	0	NA
Totals	84	30	80	112	306	91	236.26%

Gender	Q1 2021	Q2 2021	Q3 2021	Q4 2021	2021 Totals	2020 Totals	Y-o-Y % Change
Male	73	28	59	88	248	79	213.92%
Female	11	2	21	24	58	12	383.33%
Totals	84	30	80	112	306	91	236.26%

Age	Q1 2021	Q2 2021	Q3 2021	Q4 2021	2021 Totals	2020 Totals	Y-o-Y % Change
40 - 49	13	9	16	48	86	9	855.56%
30 - 39	29	6	15	34	84	17	394.12%
50 - 59	23	11	38	11	83	39	112.82%
20 - 29	15	2	8	13	38	22	72.73%
60 and above	4	2	3	6	15	4	275.00%
Totals	84	30	80	112	306	91	236.26%

Not Sustained Allegations CY 2021

Total Amount of Not Sustained Allegations¹ = 280

Classification of Allegation	Q1 2021	Q2 2021	Q3 2021	Q4 2021	2021 Totals	2020 Totals	Y-o-Y % Change
Operation/Personnel Violations	44	83	44	18	189	179	5.59%
Conduct Unbecoming Violations	15	4	5	8	32	35	-8.57%
Crime Misconduct	1	2	1	13	17	6	183.33%
Arrest/Lockup Incidents	4	5	1	3	13	13	0.00%
Verbal Abuse	3	0	6	2	11	7	57.14%
Search Warrants	0	6	0	0	6	2	200.00%
Traffic (Not Bribery/Excessive Force)	0	2	1	1	4	16	-75.00%
Supervisory Responsibilities	0	0	2	1	3	4	-25.00%
Medical Integrity	0	2	0	1	3	1	200.00%
Domestic Incidents	1	0	0	0	1	0	NA
Alcohol/Drug Abuse	1	0	0	0	1	0	NA
Coercion	x	x	x	x	0	2	-100.00%
Civil Rights Violation	x	x	x	x	0	1	-100.00%
Totals	69	104	60	47	280	266	5.26%

Race	Q1 2021	Q2 2021	Q3 2021	Q4 2021	2021 Totals	2020 Totals	Y-o-Y % Change
White	38	35	30	26	129	112	15.18%
Hispanic	13	44	11	7	75	63	19.05%
Black	14	19	16	10	59	75	-21.33%
Asian/Pacific Islander	1	3	3	3	10	11	-9.09%
Unknown Race	3	3	0	1	7	5	40.00%
Total	69	104	60	47	280	266	5.26%

Gender	Q1 2021	Q2 2021	Q3 2021	Q4 2021	2021 Totals	2020 Totals	Y-o-Y % Change
Male	59	82	44	32	217	182	19.23%
Female	10	22	16	15	63	84	-25.00%
Total	69	104	60	47	280	266	5.26%

Age	Q1 2021	Q2 2021	Q3 2021	Q4 2021	2021 Totals	2020 Totals	Y-o-Y % Change
40 - 49	18	42	21	14	95	77	23.38%
50 - 59	22	21	17	11	71	72	-1.39%
30 - 39	11	23	13	14	61	67	-8.96%
20 - 29	15	13	9	6	43	37	16.22%
60 and above	3	5	0	2	10	13	-23.08%
Total	69	104	60	47	280	266	5.26%

Unfounded Allegations CY 2021

Total Amount of Unfounded Allegations¹ = 377

Classification of Allegation	Q1 2021	Q2 2021	Q3 2021	Q4 2021	2021 Totals	2020 Totals	Y-o-Y % Change
Operation/Personnel Violations	54	101	76	44	275	259	6.18%
Conduct Unbecoming Violations	9	14	2	3	28	28	0.00%
Crime Misconduct	5	5	12	0	22	7	214.29%
Civil Rights Violation	4	0	16	0	20	6	233.33%
Arrest/Lockup Incidents	3	0	11	0	14	12	16.67%
Verbal Abuse	6	0	0	0	6	4	50.00%
Traffic (Not Bribery/Excessive Force)	0	2	1	1	4	24	-83.33%
Excessive Force	0	0	2	0	2	0	NA
Alcohol/Drug Abuse	0	0	0	2	2	1	100.00%
Supervisory Responsibilities	0	0	1	0	1	4	-75.00%
Medical Integrity	0	0	0	1	1	0	NA
Drugs/Substance Abuse	0	0	0	1	1	2	-50.00%
Bribery/Official Corruption	0	0	1	0	1	1	0.00%
Coercion	x	x	x	x	0	3	-100.00%
Notifications	x	x	x	x	0	1	-100.00%
Null	x	x	x	x	0	2	-100.00%
Total	81	122	122	52	377	354	6.50%

Race	Q1 2021	Q2 2021	Q3 2021	Q4 2021	2021 Totals	2020 Totals	Y-o-Y % Change
White	29	38	49	25	141	181	-22.10%
Black	22	39	26	18	105	73	43.84%
Hispanic	24	36	36	7	103	83	24.10%
Asian/Pacific Islander	6	9	4	2	21	14	50.00%
Unknown Race	0	0	7	0	7	3	133.33%
Totals	81	122	122	52	377	354	6.50%

Gender	Q1 2021	Q2 2021	Q3 2021	Q4 2021	2021 Totals	2020 Totals	Y-o-Y % Change
Male	61	83	98	30	272	283	-3.89%
Female	20	39	24	22	105	71	47.89%
Totals	81	122	122	52	377	354	6.50%

Age	Q1 2021	Q2 2021	Q3 2021	Q4 2021	2021 Totals	2020 Totals	Y-o-Y % Change
30 - 39	28	29	41	15	113	96	17.71%
20 - 29	15	37	43	7	102	78	30.77%
40 - 49	26	31	24	8	89	85	4.71%
50 - 59	12	19	14	21	66	76	-13.16%
60 and above	0	6	0	1	7	19	-63.16%
Totals	81	122	122	52	377	354	6.50%

Exonerated Allegations CY 2021

Total Amount of Exonerated Allegations¹ = 73

Classification of Allegation	Q1 2021	Q2 2021	Q3 2021	Q4 2021	2021 Totals	2020 Totals	Y-o-Y % Change
Operation/Personnel Violations	28	12	7	7	54	41	31.71%
Arrest/Lockup Incidents	0	2	0	6	8	2	300.00%
Conduct Unbecoming Violations	2	1	1	0	4	5	-20.00%
Supervisory Responsibilities	3	0	0	0	3	1	200.00%
Traffic (Not Bribery/Excessive Force)	0	2	0	0	2	2	0.00%
Medical Integrity	0	0	0	2	2	0	NA
Civil Rights Violation	x	x	x	x	0	3	-100.00%
Search Warrants	x	x	x	x	0	1	-100.00%
Totals	33	17	8	15	73	55	32.73%

Race	Q1 2021	Q2 2021	Q3 2021	Q4 2021	2021 Totals	2020 Totals	Y-o-Y % Change
White	20	3	3	2	28	21	33.33%
Hispanic	4	8	2	7	21	13	61.54%
Black	8	3	3	6	20	20	0.00%
Unknown Race	0	3	0	0	3	0	NA
Asian/Pacific Islander	1	0	0	0	1	1	0.00%
Totals	33	17	8	15	73	55	32.73%

Gender	Q1 2021	Q2 2021	Q3 2021	Q4 2021	2021 Totals	2020 Totals	Y-o-Y % Change
Male	24	12	7	11	54	39	38.46%
Female	9	5	1	4	19	16	18.75%
Totals	33	17	8	15	73	55	32.73%

Age	Q1 2021	Q2 2021	Q3 2021	Q4 2021	2021 Totals	2020 Totals	Y-o-Y % Change
20 - 29	7	11	2	2	22	11	100.00%
40 - 49	10	2	4	5	21	18	16.67%
30 - 39	6	4	0	6	16	13	23.08%
50 - 59	10	0	2	2	14	10	40.00%
60 and above	x	x	x	x	0	3	-100.00%
Total	33	17	8	15	73	55	32.73%

No Affidavit (Alternative Classification) CY 2021

Total Amount of Investigation Closed as no Affidavit² = 1305

Classification of Allegation	Q1 2021	Q2 2021	Q3 2021	Q4 2021	2021 Totals	2020 Totals	Y-o-Y % Change
Operation/Personnel Violations	378	339	200	99	1016	986	3.04%
Conduct Unbecoming Violations	32	26	12	17	87	92	-5.43%
Arrest/Lockup Incidents	4	25	26	11	66	97	-31.96%
Traffic (Not Bribery/Excessive Force)	16	7	13	11	47	50	-6.00%
Crime Misconduct	6	12	4	7	29	16	81.25%
Verbal Abuse	4	12	5	1	22	15	46.67%
Search Warrants	14	0	3	0	17	5	240.00%
Civil Rights Violation	8	0	2	2	12	3	300.00%
Supervisory Responsibilities	0	1	1	0	2	3	-33.33%
Null	0	2	0	0	2	10	-80.00%
Medical Integrity	0	0	0	2	2	0	NA
Coercion	0	0	2	0	2	0	NA
Excessive Force	0	0	0	1	1	1	0.00%
Bribery/Official Corruption	x	x	x	x	0	3	-100.00%
Drugs/Substance Abuse	x	x	x	x	0	1	-100.00%
Alcohol/Drug Abuse	x	x	x	x	0	1	-100.00%
Totals	462	424	268	151	1305	1283	1.71%

Race	Q1 2021	Q2 2021	Q3 2021	Q4 2021	2021 Totals	2020 Totals	Y-o-Y % Change
White	216	160	106	72	554	608	-8.88%
Hispanic	127	147	88	39	401	357	12.32%
Black	102	94	57	31	284	258	10.08%
Asian/Pacific Islander	13	19	10	4	46	39	17.95%
Unknown Race	4	4	7	5	20	21	-4.76%
Totals	462	424	268	151	1305	1283	1.71%

Gender	Q1 2021	Q2 2021	Q3 2021	Q4 2021	2021 Totals	2020 Totals	Y-o-Y % Change
Male	371	336	197	122	1026	1032	-0.58%
Female	91	88	71	29	279	251	11.16%
Totals	462	424	268	151	1305	1283	1.71%

Age	Q1 2021	Q2 2021	Q3 2021	Q4 2021	2021 Totals	2020 Totals	Y-o-Y % Change
30 - 39	151	133	92	39	415	389	6.68%
40 - 49	132	95	72	36	335	331	1.21%
20 - 29	103	88	59	37	287	327	-12.23%
50 - 59	75	103	42	34	254	212	19.81%
60 and above	1	5	3	4	13	24	-45.83%
Unknown	0	0	0	1	1	0	NA
Total	462	424	268	151	1305	1283	1.71%

This area intentionally left blank.

CPD Members with Multiple Completed Misconduct Investigations or Multiple Sustained Allegations in the Last 12 Months

(Consent Decree 550-H)

Table 19 demonstrates the number of CPD Members who have been the subject of **more than two completed misconduct investigations** in the **previous 12 months**. Between 01 January 2021 and 31 Dec 2021, there have been a total of **34** Department Members (Table 19) accused in more than two completed misconduct investigations. Table 20 reflects that a total of **36** Department Members have **more than one sustained allegation of misconduct** between 01 January 2021 and 31 December 2021.

Table 19. CPD Members Accused in More than Two Misconduct Investigations in the Previous Twelve (12) months

(Consent Decree 550-H-i)

Total Completed Investigations	Number of Members
3	27
4	7

¹ Complaint Register and Information/Complaint log numbers assigned to CPD that were closed as Case Final between 01 January 2021 and 31 December 2021.

² Data retrieved 18 May 2022.

Table 20. CPD Members with More Than One Sustained Allegation of Misconduct in the Previous 12 Months Including Total Number of Sustained Allegations

(Consent Decree 550-H-ii)

Number of Sustained Allegations	Number of Members
2	18
3	11
4	2
5	1
6	3
18	1

¹ Complaint Register and Information/Complaint log numbers assigned to CPD that were closed as Case Final between 01 January 2021 and 31 December 2021.

² Data retrieved 18 May 2022.

Discriminatory Policing, Allegations of Excessive Force, and Allegations of Unlawful Stops, Searches and Arrests

(Consent Decree 550-I)

The following tables will present aggregate data on CPD members who have been the subject, in the previous 12 months, of more than two complaints in the following classifications of allegations, **regardless of the outcome of those complaint investigations;**

i. Allegations of discriminatory policing based on an individual's membership or perceived membership in an identifiable group, based upon, but not limited to: race, physical or mental disability, gender, gender identity, sexual orientation, religion, and age

Number of CPD Members Subject to More Than Two Complaints

0

¹ Complaint Register and Information/Complaint log numbers assigned to COPA and CPD that were closed as Case Final between 01 January 2021 and 31 December 2021.

These totals account for any complaint with an allegation listing an Allegation of Bias or any complaint listing an allegation under the following categories: Verbal Abuse-Allegations of Bias or Profanity; Conduct Unbecoming Violations-Harassment, Civil Rights Violation-Profiles, First Amendment, or Improper Search; Supervisory Responsibilities; Operation/Personnel Violations-Inadequate/Failure to Provide Service or Conduct Unbecoming; Traffic (Not Bribery/Excessive Force)-Failure to Enforce Traffic Regulations, Misconduct During Issuance of Citation, Improper Processing/Reporting/Procedures, or Parking Complaints.

² Data retrieved 18 May 2022.

ii. Allegations of excessive force;

Number of CPD Members Subject to More Than Two Complaints

5

¹ Complaint Register and Information/Complaint log numbers assigned to COPA and CPD that were closed as Case Final between 01 January 2021 and 31 December 2021.

² Data retrieved 18 May 2022.

iii. Allegations of unlawful stops, searches and arrests;

Number of CPD Members Subject to More Than Two Complaints

3

¹ Complaint Register and Information/Complaint log numbers assigned to COPA and CPD that were closed as Case Final between 01 January 2021 and 31 December 2021.

² Data retrieved 18 May 2022.

End of Report



**Bureau of Internal Affairs, Unit 121
Chicago Police Department
3510 S. Michigan, Avenue
Chicago, IL 60653-1020
312-745-6310**