

2020 Annual Report



To ensure integrity and ethical conduct within the Chicago Police Department through leadership, education, and accountability.

2020 Annual Report

01 January – 31 December 2020

**Scan with your
smartphone to visit the
Chicago Police
Department's
Bureau of Internal Affairs
website!**



Bureau of Internal Affairs
Annual Report 2020

Table of Contents

Executive Summary	3
Glossary of Terms	4
Introduction.....	6
Mission of the Bureau of Internal Affairs	6
Investigations Conducted by BIA.....	6
Structure of the Bureau of Internal Affairs	7
BIA Investigative Divisions.....	8
BIA Investigative Support and Auxiliary Sections	9
Filing a Complaint	9
COPA, BIA and OIG Contact Information.....	9
Complaint Intake and Assignment	10
Investigations	10
Findings in Misconduct Investigations	11
Investigative Findings to Final Disposition	12
Data Collection	12
Chicago Police Department Districts, Beats and Community Areas	13
Chicago Police District Map.....	14
Calendar Year 2020 Overview	15
Table 2. Calendar Year 2020 –Reasons for Administrative Closure of Log Numbers.....	16
Calendar Year 2020 Overview – Cases Opened, Closed, Allegations and Accused Members	17
Table 4. 2020 Cases Opened/Closed by CPD filtered by BIA or District Assignment	18
Classification of Allegations.....	19
Further Breakdown of Operation/Personnel Violations	20
Complainant Demographic Information	21
Civilian (Non-CPD) Complainant Demographics.....	22
Third Party and Anonymous Complainants.....	23
Complaints Received from the Public by District or Unit of Assignment of Accused Member and Classification of Allegations.....	24
Complaints Received From the Public Subcategorized by Classification of Allegations	36
Subcategories of Quarter 3 Operation/Personnel Violation Allegations by Civilian Complainants.....	38
Number of Investigations Closed Based on the Absence of a Complainant Affidavit; CPD Requests to Obtain	

Sworn Affidavit Override	39
Average Time from Receipt of Complaint by BIA to the Next or Initial Contact with the Complainant.....	39
Average Processing Time Following Investigator’s Submission of Findings.....	39
Outcomes of Administrative Investigations	41
Recommended Disciplinary and Non-Disciplinary Penalties for Sustained Allegations in Reporting Period	41
Grievance Proceedings, Arbitration, Settlements and Police Board Hearings.....	42
Outcomes of Misconduct Investigations by Classifications of Allegations, by Race, Gender and Age of Accused Member.....	43
Sustained Allegations	44
Not Sustained Allegations	46
Unfounded Allegations.....	48
Exonerated Allegations	50
No Affidavit (Alternative Classification)	52
CPD Members with Multiple Completed Misconduct Investigations or Multiple Sustained Allegations in the Last 12 Months.....	54
Discriminatory Policing, Allegations of Excessive Force, and Allegations of Unlawful Stops, Searches and Arrests	55
Arrests and Criminal Prosecutions of Current CPD Members.....	56
End of Report.....	57

Executive Summary

The events of the year 2020 were extraordinary for the residents of the City of Chicago and the world. While the Covid-19 pandemic halted life as we know it, the members of the Chicago Police Department continued to report for in-person work every single day. The Chicago Police Department's Bureau of Internal Affairs investigators conducted increasing numbers of investigations while simultaneously being deployed to field hospitals, massive civil unrest, and large-scale demonstrations. BIA continued to fulfill our mission while coping with the pressures of taking care of our families through these unprecedented times.

In 2020 the Bureau of Internal Affairs made a number of tangible efforts towards departmental reform informed by the Consent Decree. Policy was reviewed internally, memorialized, and carefully contemplated with the Independent Monitoring Team and the Office of the Attorney General. BIA created a first-of-its kind quarterly report format for Independent Monitoring Team review and publication. Our experience with the quarterly report guided our efforts and permitted BIA to seek enhancements to the case management system to ensure that all data required by the Consent Decree is captured and analyzed for publication. BIA enhanced our public-facing website, as well as created and distributed informational brochures and posters to each of the 22 districts situated throughout the city of Chicago.

According to their *2020 Annual Report*, COPA sent approximately 70% of all complaints to CPD's Bureau of Internal Affairs for resolution (p. 17-18). In 2020, the number of misconduct complaints assigned to CPD BIA trended upward. Civilian-initiated complaints referred to BIA increased 42% in Quarter 2, another 98% in Quarter 3, and then fell 8% in Quarter 4. Tracking with this increase, investigators were assigned over 20% more cases in the third quarter than in quarter two. Our forthcoming 2021 quarterly reports, to be published on our [Accountability Dashboard](#), will reflect whether these trends continue. We look forward to utilizing the knowledge gleaned from the formation of this annual report to present comprehensive year-to-year trend analysis in our 2021 annual report. BIA will continue providing information to the public about the complaint process and the outcomes of investigations.

On behalf of the Bureau on Internal Affairs, I thank you for taking the time to review this inaugural Annual Report. BIA is committed to a culture of accountability and continued efforts towards enhanced transparency and fair complaint resolution.



Karen Konow
Chief
Bureau of Internal Affairs
Chicago Police Department

Glossary of Terms

Glossary	
Accountability Sergeant	A Chicago Police Sergeant assigned to a district or unit that has completed Bureau of Internal Affairs training and investigates log numbers containing allegations that are less serious in nature against members assigned to their district/unit. Accountability Sergeant investigations are conducted in accordance with BIA policy and reviewed by BIA supervisors.
Administrative Closure	Action taken by the Intake Section of BIA to address complaints that do not fall within BIA policy for assignment to an investigator. Complainants with cases that are administratively closed are mailed a notification letter which offers alternative options for assistance.
Allegations	Formal written accusations of misconduct against a Department Member that are time, date, location and Member-specific. Allegations are written by the BIA Investigator or Accountability Sergeant and are formally presented (served) to an Accused Member prior to eliciting a Member's statement. A single complaint may contain multiple allegations.
Anonymous Complainant	A complainant whose identity is not known to COPA or BIA.
Body-worn camera or BWC	Audio-visual recording equipment that is worn affixed to an officer's person, uniform, or equipment, with the capability of capturing, recording, and storing audio and/or visual information for later viewing. (Consent Decree 733)
Case	A formally-initiated complaint received at CPD from COPA that is assigned to a BIA Investigator or Accountability Sergeant as a log number investigation.
Case Management System or CMS	An electronic case management system meeting, at a minimum, the requirements of the Consent Decree. (Consent Decree 734)
Category Code	A function of the CMS system that allows COPA or CPD personnel to broadly or more narrowly categorize misconduct alleged in a complaint.
Complainant	Any person, including a CPD member, who makes a complaint against a CPD member. (Consent Decree 739)
Complaint	One or more allegations of misconduct reported to COPA, CPD, or OIG. (Consent Decree 740)
Consent Decree	United States District Court for the Northern District of Illinois Eastern Division; State of Illinois Vs. City of Chicago; Case No. 17-cv-6260; Judge Robert M. DOW Jr.
District	One of the geographic subdivisions designated by CPD, currently numbering 22 in total, which together cover the entirety of the City and are each led by a member of the command staff. (Consent Decree 749)
Final Disciplinary Decision	The final decision of the Superintendent or his or her designee regarding whether to issue or recommend discipline after review and consideration of the investigative findings and recommendations, including after any additional investigation conducted as a result of such review. (Consent Decree 755)

Final Disposition	The status of a misconduct investigation after the final disciplinary decision, and any grievance process, arbitration, Police Board proceeding, or appeal relating to the final disciplinary decision. (Consent Decree 756)
Intake Process	The system for processing all non-confidential complaints and administrative notifications by COPA. (Consent Decree 760)
Log Number	A number assigned to a complaint or administrative notification, linked with all phases of the administrative investigation and disciplinary recommendation, grievance process, arbitration, Police Board proceeding, and appeals therefrom. (Consent Decree 796)
Misconduct	Any violation of CPD policy or the law by a CPD member. (Consent Decree 767)
Misconduct Investigation	The administrative investigation of a complaint or an administrative notification that progresses past a preliminary investigation. (Consent Decree 768)
Objective Verifiable Evidence	Information based on facts that can be proven to be true by means of search such as analysis, measurement and observation. Examples include, but are not limited to: Department calendars and schedules, swiping reports, body worn camera video, in-car camera video systems, Police Computer Aided Dispatch (PCAD) messages, and GPS.
Self-Reported	Demographics (i.e. gender, race, age) as reported by the complainant, or by an Accused Member.
Sworn Affidavit	A sworn written statement against a sworn Department member by a non-Department member certifying that the statement is true and correct under penalties by law.
Sworn Affidavit Override	An action taken by the Chief, Bureau of Internal Affairs, or the Chief Administrator, Civilian Office of Police Accountability (COPA), when the standards defined by the appropriate collective bargaining agreement have been met to continue the investigation without the sworn affidavit requirement when objective, verifiable evidence exists and attempts to contact a complainant are unsuccessful or the complainant refuses to sign a Sworn Affidavit.
Unit	Any bureau, group, section, organizational segment, or other subset of CPD that is officially established within CPD's organizational structure and commanded by supervisory Department members. (Consent Decree 797)

Introduction

The Chicago Police Department's Bureau of Internal Affairs is pleased to present the 2020 Annual Report. This Annual Report is published in compliance with Paragraphs 550 and 551 of the Consent Decree. The purpose of this report is to provide transparency into the operations of the Bureau of Internal Affairs by publishing Bureau operational information and statistical data on misconduct investigations to the Independent Monitor, other governmental agencies, and, most importantly, members of the community. The Bureau of Internal Affairs is dedicated to ensuring that Chicago Police Department Members are held to the highest standards of ethical behavior and professional conduct. BIA will regularly publish comprehensive misconduct investigation data to demonstrate accountability and transparency, and to continue to build the trust and confidence of the community that we serve. **(Consent Decree 550)**

Mission of the Bureau of Internal Affairs

Our mission is "to ensure integrity and ethical conduct within the Department through leadership, education and accountability." BIA Investigators and District Accountability Sergeants are committed to conducting complete and thorough investigations into allegations of misconduct against Chicago Police Department Members; within the parameters of department policy, applicable laws, and collective bargaining agreements between unions representing Department Members and the City of Chicago.

Investigations Conducted by BIA

The Bureau of Internal Affairs is responsible for coordinating and conducting investigations concerning allegations of misconduct and violation of department policy by Department Members. All formally initiated complaints of misconduct against Chicago Police Department Members are first sent to COPA (Civilian Office of Police Accountability) for review and assessment. COPA will assign complaints that are not under its investigative jurisdiction (as outlined in Chicago Municipal Code 2-78-120) to BIA, the Inspector General, or appropriate federal or local law enforcement agencies for investigation.

The Bureau of Internal Affairs coordinates and exercises supervision over disciplinary matters involving alleged or suspected violations of statutes, ordinances, and Department rules and directives; coordinates the assignment of log number investigations and serves as a repository for all Department records of log number investigations; conducts overt and covert field investigations; and is responsible for detecting corrupt practices involving Department members. The Bureau also coordinates with the Civilian Office of Police Accountability (COPA) on disciplinary matters that affect members and ensures the consistent administration of bargaining agreement rights for members represented by existing labor agreements.

Examples of investigations under BIA's responsibility include the following: criminal allegations, allegations arising from civil lawsuits, residency violations, medical roll abuse, racial

profiling, Equal Employment Opportunity violations (EEOC), police impersonation, narcotic sales and trafficking, prison letter investigations, decertification of sworn peace officers and notice of disclosure/perjury. BIA Investigators and District Accountability Sergeants also investigate complaints of violations of Department Policy and Department Rules and Regulations (i.e. failure to identify, inadequate/failure to provide police service, neglect of duty, conduct unbecoming, etc.).

Structure of the Bureau of Internal Affairs

The Chicago Police Department's Bureau of Internal Affairs is commanded by a Chief who reports directly to the Superintendent of Police. The Chief is assisted by an Executive Officer the rank of Deputy Chief, as well as the Commander of the Confidential Investigations Section. As of early 2021 the Bureau of Internal Affairs is staffed by approximately 92 members, which includes Lieutenants, Sergeants, Detectives, Police Officers and Civilians. There are also approximately 75 designated, trained Accountability Sergeants assigned to Districts and Units throughout the Department, conducting log number investigations in accordance with Bureau policy. In 2020, BIA handled intake of close to 4,000 complaints assigned by COPA.

The Bureau of Internal Affairs is comprised of three investigative divisions as well as five investigative support/auxiliary sections. The **Administrative Section** oversees operational needs of the Bureau at the direction of the BIA Chief. The **Intake/Analytical Section** is responsible for initial assessments of complaints received from COPA and the assignment of log number investigations to BIA Investigators or Accountability Sergeants. The three investigative divisions are the Investigations Division, Confidential Investigations Division, and the Accountability Investigations Division. The **Investigations Division** is further divided into General Investigations and Special Investigations. The **Confidential Investigations Division** is divided into the Confidential Investigations Section and the Medical Integrity Section. The **Accountability Investigations Division** is headed by a BIA Lieutenant who is responsible for monitoring and reviewing investigations conducted by Accountability Sergeants assigned to districts and units throughout the Department. The **Advocate Section** is headed by a BIA Lieutenant, an attorney, who serves as the Department Advocate and offers guidance on the application of policies and procedures for the disciplinary process. The **Records Section** is the repository for all log number investigative files. Finally, the **Consent Decree Compliance Section** is responsible for the development and training of Department Members in BIA matters, as well as overseeing the Bureau's continued efforts to achieve compliance with the Consent Decree.

The following tables illustrate the overall structure of the Bureau of Internal Affairs, beginning with the Investigative Divisions, their respective sections, and the investigative jurisdiction of each. The second table will highlight the investigative support/auxiliary sections of BIA and their corresponding responsibilities.

BIA Investigative Divisions				
Investigations Division		Confidential Investigations Division		
General Investigations	Special Investigations	Confidential Investigations Section	Medical Integrity Section	Accountability Investigations Division
<ul style="list-style-type: none"> • Drug or alcohol abuse • Rule Violations • Ordinance/Misdemeanor Violations • Follow up on arrests of Department Members • Complaints derived from Civil lawsuits filed against the Department and individual members • Investigations that involve more than one Department unit of assignment • Reassignments from outside units • Initial investigations that involve administering duty restrictions on a Department Member • Internet and Social Media investigations • Any other issue as assigned by the Chief or other BIA Exempt Member 	<ul style="list-style-type: none"> • EEOC complaints (i.e. protected class, sexual harassment, and hostile work environment) • Investigations where the accused is a Lieutenant or of higher rank • Any other sensitive issue as assigned by the Chief or any other BIA Exempt Member 	<ul style="list-style-type: none"> • Violation of local, state and federal laws • Narcotic sales and trafficking • Residency violations • Allegations of coercion • Financial crimes • Internet and social media investigations • Sexual crimes <i>(The Department will undertake best efforts to ensure that COPA has jurisdiction to conduct administrative investigations of allegations of sexual misconduct. COPA and BIA may jointly agree that BIA may conduct the administrative investigation into allegations of sexual misconduct when it is jointly determined that doing so avoids unnecessary disruption to the complainant. (Consent Decree 441,443))</i> • Any other investigation as directed by the Chief or an exempt Member of BIA 	<ul style="list-style-type: none"> • False reported injury • Working secondary employment while on the medical roll • Not following proper medical roll procedures or policies • Compliance with work restrictions • Irregularities with injury or sickness versus time on medical roll • Five or more medical events within a twelve-month period • Any other investigation as directed by the Chief or an exempt Member of BIA 	<ul style="list-style-type: none"> • BIA-trained Accountability Sergeants assigned to Districts and Units conduct log number investigations for less serious allegations involving violations of Department Rules and Regulations. • Investigations are conducted under the guidance of the BIA Accountability Lieutenant and in accordance with BIA Policies, subject to BIA approval.

BIA Investigative Support and Auxiliary Sections				
Administrative Section	Intake/Analytical Section	Advocate Section	Records Section	Consent Decree Compliance Section
<ul style="list-style-type: none"> • Coordinates operational needs of the Bureau at the direction of the Chief, BIA. 	<ul style="list-style-type: none"> • Coordinates intake of log numbers transferred from COPA. • Communicates with complainants to gather further information. • Assigns log numbers for investigation. 	<ul style="list-style-type: none"> • Supervised by a Lieutenant, the BIA Department Advocate, an attorney who offers guidance regarding the application of policies and procedures on disciplinary issues. 	<ul style="list-style-type: none"> • Repository for all Log Number investigative files. 	<ul style="list-style-type: none"> • Develops and executes unit and department-level training in BIA subject matter. • Assesses Bureau policy to maintain compliance with the Consent Decree.

Filing a Complaint

Anyone wishing to file a complaint against a Chicago Police Department Member may do so by phone, [online](https://chicagocopa.org/complaints) at chicagocopa.org/complaints, by mail, or in-person at a COPA or CPD facility. The City of Chicago's Office of the Inspector General also provides an [online](https://igchicago.org/contact-us/report-fraud-waste-abuse/fraud-or-corruption-report-form/) fraud, waste or abuse complaint form which may be submitted anonymously (<https://igchicago.org/contact-us/report-fraud-waste-abuse/fraud-or-corruption-report-form/>). **Complaints may be initiated by the identified complainants themselves, anonymously, or by a third party with knowledge of alleged misconduct.** The information provided by the complainant during initiation and the investigation is crucial to ensure accountability for a Department Member's actions. Complaints that are submitted anonymously, while certainly permitted, may hinder the investigator's ability to continue an investigation due to current collective bargaining agreements.

COPA, BIA and OIG Contact Information

COPA 1615 W. Chicago Avenue, 4th Floor
Chicago, IL 60622
(312) 743-COPA or TTY (312) 745-3598 <https://www.chicagocopa.org/>

BIA 3510 S. Michigan Avenue (Public Safety Headquarters) *or any CPD facility*
Chicago, IL 60653
BIA: (312) 745-6310 <https://home.chicagopolice.org/>

City of Chicago, Office of the Inspector General (OIG)

740 N. Sedgwick, Suite 200

Chicago, IL 60654

Main Line: (773) 478-7799 Tip Line: (866) 448-4754 TTY: (773) 478-2066

<https://igchicago.org/>

Complaint Intake and Assignment

All registered complaints are assigned a **log number**, which is a unique tracking number that remains with a complaint for its duration. A complainant will be provided with their log number at the time the complaint is made. All log numbers are initially routed to COPA, where the agency will evaluate whether the allegation(s) fall under its investigative jurisdiction. The complainant is able to track their complaint's status by calling COPA at 312-746-3609 or through COPA's case portal (<https://www.chicagocopa.org/data-cases/case-portal/>); alternatively, by calling BIA at (312)745-6310 or online at (<https://home.chicagopolice.org/statistics-data/data-dashboards/accountability-dashboard/>).

COPA will forward log numbers that do not meet their investigative jurisdiction to CPD for investigation. BIA's Intake Section will conduct a preliminary assessment of each log number upon arrival, communicate with complainants as needed, refine category codes or attempt to classify uncategorized alleged misconduct based on available information, and assign log number investigations (cases) to BIA Investigators and Accountability Sergeants for investigation. The Intake Section may also administratively close log numbers within BIA policy (e.g. complaints that will be addressed by judicial/administrative hearing, duplicates, lack of information/unable to contact complainant, Accused is not a CPD Member) and will notify the complainant of this decision and their ability to discuss re-opening the complaint.

Investigations

The Intake Section will assign log number investigations to BIA Investigators or Accountability Sergeants ("Investigators") in the Investigations Division, Confidential Investigations Division, or Accountability Investigations Division based on the misconduct alleged by the complaint and/or the rank of the Accused Member. Investigators will conduct a preliminary investigation to discover any and all objective verifiable evidence relevant to the complaint, including audio/video, physical evidence, arrest reports, photographs, GPS records, computer data, and witness interviews. Investigators will make reasonable attempts to contact the complainant to secure a signed sworn affidavit.

The Uniform Peace Officers' Disciplinary Act [50 ILCS 725/3.8(b)] requires that any person making an allegation of misconduct against a **sworn peace officer** sign an affidavit that certifies the affiant verily believes the allegation(s) is/are true and correct. If a person making the complaint did not actually witness the alleged misconduct, they must certify that they believe the facts in the allegation are true. A signed Sworn Affidavit is required for investigations involving an accused **Sworn**

Department member in all circumstances **except** the following: (1) allegation of criminal conduct, (2) violation of medical policy, (3) residency violation, (4) when the complainant is a Department or COPA Member, (5) when there is a Sworn Affidavit Override approved by the Chief Administrator of COPA/Chief of BIA. Absent a signed Sworn Affidavit, an Affidavit Override, or an exception listed above, the complaint will not reach an investigative finding. Sworn affidavits are **not required** for complaints against non-sworn, civilian Department Members (detention aides, police administrative aides, etc.). ***Please note that this Act was amended in 2021 and effective July 1st, 2021 the law will ban the sworn affidavit requirement for collective bargaining agreements entered into after that date.***

If an investigator is unable, after reasonable attempts, to secure a signed sworn affidavit but discovers objective, verifiable evidence of misconduct suggesting it is necessary and appropriate for an investigation to continue, that investigator shall request a **Sworn Affidavit Override** for evaluation and approval by the BIA Chief. If approved, this request will then be submitted to the Chief Administrator of COPA for evaluation and approval. The Chief Administrator of COPA will provide an affidavit override if there is objective verifiable evidence suggesting it is necessary and appropriate, and in the interests of justice, for the investigation to continue. **(Consent Decree 463 a-c)**

Findings in Misconduct Investigations

A log number investigation in which a signed Sworn Affidavit or Affidavit Override has been obtained, or that falls under one of the exceptions is considered a **misconduct investigation** as defined by the Consent Decree. Upon conclusion of a full misconduct investigation, which will include preservation and evaluation of evidence, interviews of complainants and witnesses, the investigator will formulate specific allegations which will be formally served to the accused member(s) prior to obtaining the member's statement. A single log number investigation may contain several allegations. Each allegation will result in one of the following findings:

Findings in Misconduct Investigations	
Sustained	Where it has been determined that the allegation is supported by a preponderance of the evidence.
Not Sustained	Where it has been determined that there is insufficient evidence to prove the allegations by a preponderance of the evidence.
Unfounded	Where it has been determined, by clear and convincing evidence, that an allegation is false or not factual.
Exonerated	Where it has been determined, by clear and convincing evidence, that the conduct described in the allegation occurred but is lawful and proper.
Alternative Classification—No Sworn Affidavit/No Affidavit Override	
No Affidavit	A classification used in place of a finding for a log number investigation in which a Sworn Affidavit is required but not obtained (e.g. no contact, no cooperation, refusal to cooperate etc.), where the preliminary investigation fails to uncover objective verifiable evidence of misconduct permitting a Sworn Affidavit override; effectively ending the investigation.

Investigative Findings to Final Disposition

Upon completion of an investigation, investigators will determine findings for each allegation; and for sustained cases consider the member's complimentary and disciplinary histories to recommend a penalty. This step is referred to as **"Investigative Findings and Recommendations."** Completed investigations with "Sustained," "Not Sustained," "Unfounded" and "Exonerated" findings for allegations are subject to review by members of the Command Staff, in a process called **Command Channel Review (CCR)**.

Investigations containing allegations that are **exonerated, unfounded or not sustained** will be reviewed by the Advocate Section and Command Staff through CCR. Once approved, these investigations will be closed by the Advocate Section. Complainants will receive notice of the resolution of their case, along with the contact information for the BIA Advocate section. Accused Department Members will also receive notice of the disposition of the investigation at this time.

Investigations containing **sustained** allegations will be reviewed by the Advocate Section and the Command Staff through CCR, and eventually by the BIA Chief. Investigations with sustained allegations in COPA cases will be reviewed by the Superintendent or his/her designee. When the Superintendent or the BIA Chief approve of the finding and penalty in a sustained misconduct investigation, this is referred to as the **"Final Disciplinary Decision."** Following this "Final Disciplinary Decision," Department Members will receive a notification and may accept the penalty, file a grievance, or request a review by the Police Board (for certain qualifying penalties). Upon acceptance of the penalty, resolution of grievances, decision by the Police Board, or appeal to court, the investigation is classified as **"Final Disposition."** At this point, the Advocate Section will notify the complainant that their complaint has resulted in a sustained finding against a Department Member. When CPD's Finance Division provides proof that the Member has served a suspension (if one has been given), the case will be closed.

Complainants may check the status of their complaints (by referencing their log number) at any time during the intake, investigation, or post-investigation processing phase by calling BIA at (312)745-6310 or online at (<https://home.chicagopolice.org/statistics-data/data-dashboards/accountability-dashboard/>). Administrative summary reports, containing information for completed BIA investigations that result in investigative findings, are located at <https://home.chicagopolice.org/administrative-summary-report-index/>.

Data Collection

Data presented in this report was queried from the CPD Data Warehouse, which only includes information from the CMS system. BIA began using the CMS system on February 11, 2019. Remaining cases in the previous system, Auto CR, are being closed out on a continual basis. Data sources and filters are available throughout this report in the notes below each table (unless indicated otherwise). **All data presented in this report reflects investigations conducted by BIA Investigators and the District Accountability Sergeants.** **(Consent Decree 551)** The term "CPD cases" includes investigations conducted by BIA and District Accountability Sergeants.

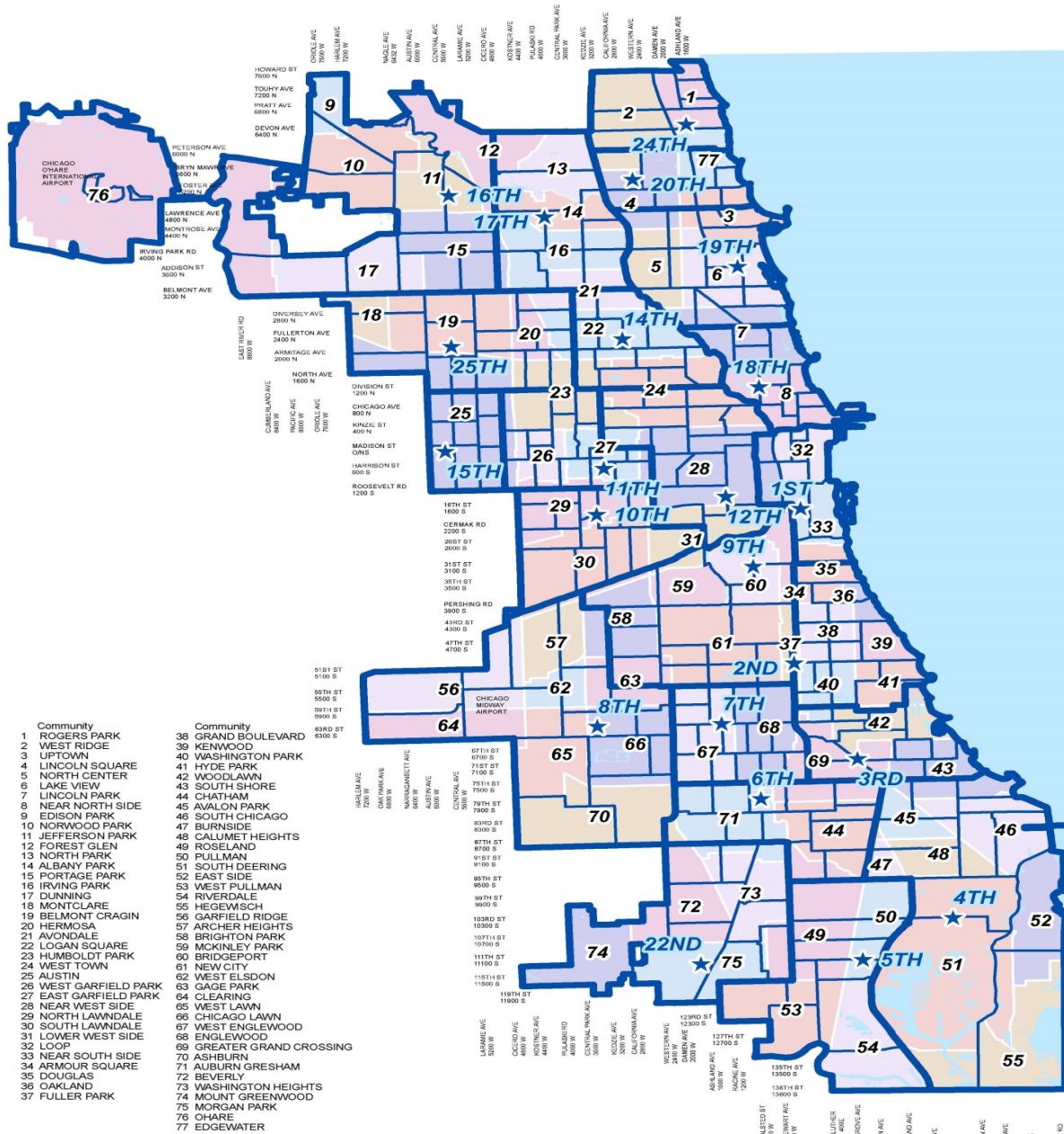
Chicago Police Department Districts, Beats and Community Areas



Chicago Police Department Districts, Beats and Community Areas

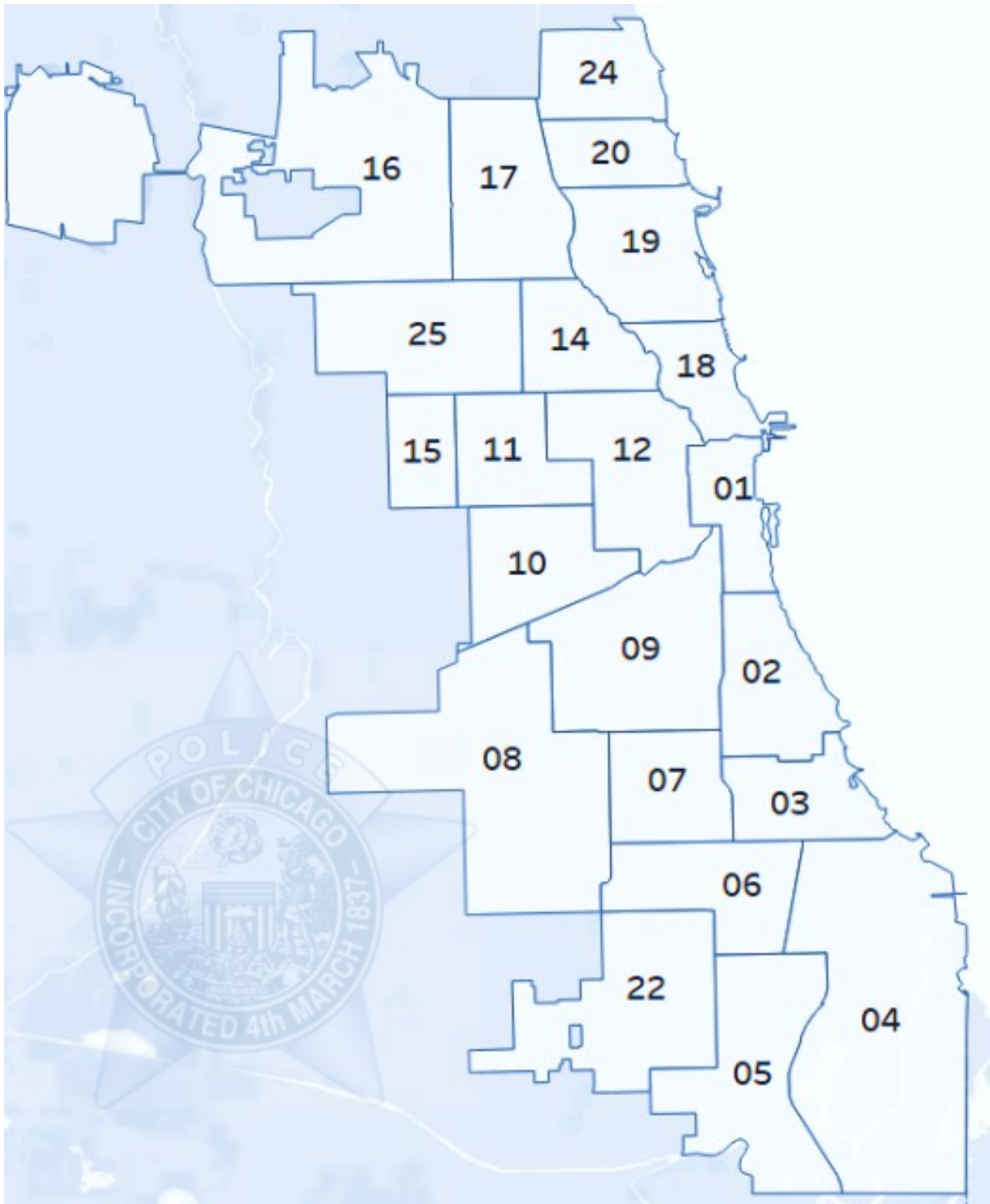


Lori E. Lightfoot, Mayor
David O Brown, Superintendent



Office of Public Safety Administration
Bureau of Technical Services
PSIT GIS
23-APR-2020

Chicago Police District Map



Calendar Year 2020 Overview

The following table contains the status of all Complaint Register and Information/Complaint log numbers received by CPD in the 2020 calendar year. Of these **3,788** log numbers received from COPA, **1,938 (51.1%)** were opened as cases by CPD. **1,848 (48.7%)** of these log numbers were administratively closed. **Please note that all figures related to pending complaints are subject to further analysis and revision and may differ from data reported previously.**

Table 1. Statuses of Complaint Register and Information/Complaint Log Numbers Assigned to BIA in Calendar Year 2020

Record Status	Q1 Complaints	Q2 Complaints	Q3 Complaints	Q4 Complaints	Total Complaints
Administrative Closure Review	0	3	1	6	10
Administratively Closed	423	431	473	511	1838
Advocate Review	2	2	1	1	6
Case Closure Processing	0	0	1	1	2
Case Final	363	311	379	272	1325
Command Channel Review	31	32	24	17	104
Intake Review	0	1	1	0	2
Investigator Assignment	1	5	1	3	10
OLA Review	1	0	1	0	2
Under BIA Investigation	60	77	96	98	331
Under District Investigation	10	9	36	103	158
Total	891	871	1014	1012	3788

¹ Current Record Status of Complaint Register and Information/Complaint log numbers received by CPD between 01 January 2020 and 31 December 2020.

² All figures related to pending complaints are preliminary and subject to further analysis and revision.

³ Data retrieved on 3 September 2021.

The specific reasons for CPD's administrative closure of log numbers assigned by COPA will be detailed in Table 2.

Table 2. Calendar Year 2020 –Reasons for Administrative Closure of Log Numbers

Reason	Total
Refer the matter to another unit (not for complaint-register investigation, but as an FYI)	352
Allegation is being investigated under another log number	296
Accused is not a CPD member	281
Allegation does not constitute a violation of CPD directives and/or CPD Rules and Regulations	136
There is not enough information presently available to proceed with the investigation	133
Administrative Termination	112
Preliminary investigation revealed accused's actions in compliance with CPD directives and its Rules and Regulations	111
Administrative Notice of Violation (ANOV), traffic citation or parking citation and no allegations of misconduct	91
Complainant Unknown ³	73
Incident addressed via Summary Punishment Action Request	63
Complainant provided no contact information	46
Non-Disciplinary Intervention	45
Complaint not constituted or no complaint	39
Complaint to be (or was) adjudicated in criminal court because of arrest or summons	16
Furnish the complainant with contact information to another City department (eg. CFD, OEMC, Finance)	15
BIA Intake Section unsuccessful in attempts to contact complainant in order to proceed with the investigation	13
BIA Commander Review	8
COPA has declined to investigate a Taser discharge incident and the matter is being reviewed by the Force Review Unit	5
OIG declined to investigate and BIA prohibited from investigating pursuant to Consent Decree or Municipal Code	4
Allegation is being investigated by the Office of the Inspector General	4
BIA Deputy Chief Review	2
NDI Complete	1
Lack of Jurisdiction	1
Incident under review by Traffic Review Board	1
Grand Total	1848

¹ Status Reason of Administratively Closed Complaint Register and Information/Complaint log numbers received by CPD between 01 January 2020 and 31 December 2020.

² Data retrieved on 3 September 2021.

³ Log number may be closed subject to accused member's rank and various arbitration awards.

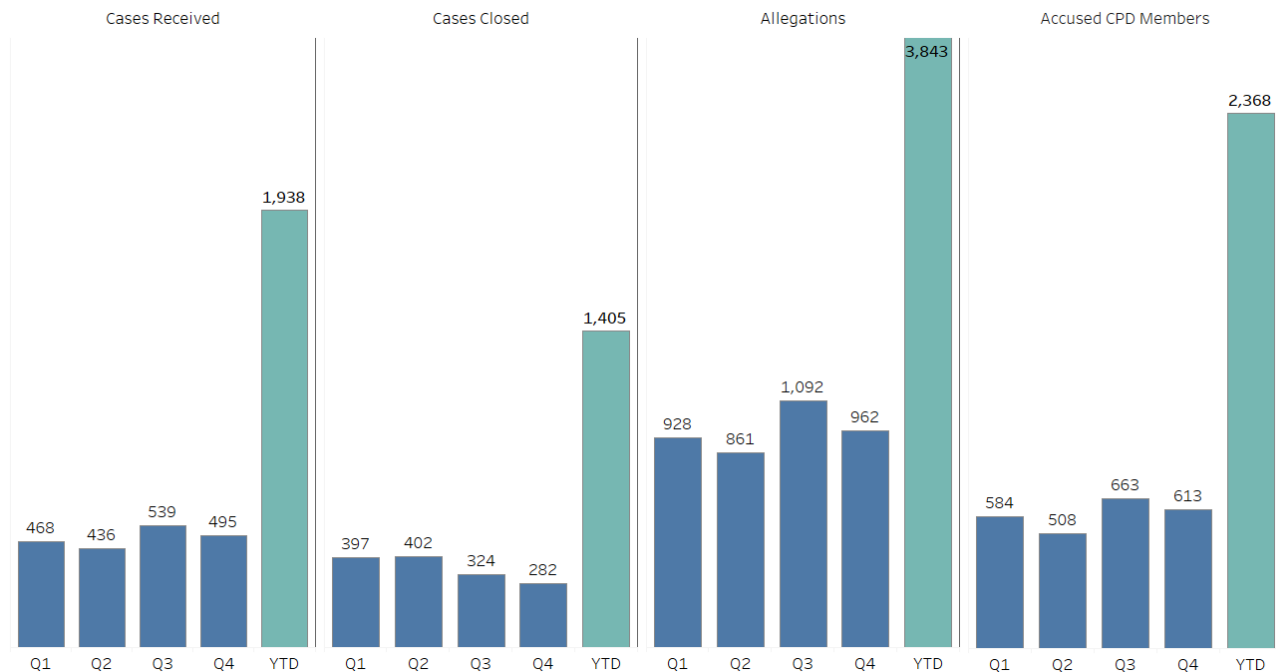
Calendar Year 2020 Overview – Cases Opened, Closed, Allegations and Accused Members

The following table and chart reflect the total number of log number investigations (cases) opened and closed by CPD in the 1st, 2nd, 3rd and 4th Quarters of 2020 along with the full year totals. The data shows that the number of cases opened at CPD (upon assignment from COPA) dipped slightly from Q1 to Q2, but jumped 24% during Q3. Slightly fewer cases were opened in Q4 than in Q3, but the total number was still higher than the Q1 and Q2 totals.

Table 3. Cases Opened by CPD, Cases Closed by CPD, Allegations and Accused CPD Members

CY 2020 Case Overview	Quarter 1	Quarter 2	Quarter 3	Quarter 4	Full Year
Cases Opened ¹	468	436	539	495	1,938
Cases Closed ²	397	402	324	282	1,405
Allegations ³	928	861	1,092	962	3,843
Identified Accused Members ⁴	584	508	663	613	2,368

BIA Case Data Overview (Q1-Q4-YTD)



¹ Complaint Register and Information/Complaint log numbers assigned to CPD in the case console; excluding administrative closures.

² Complaint Register and Information/Complaint log numbers closed by CPD in the case console; excluding administrative closures.

³ Allegations include those associated with identified and unknown accused members.

⁴ Identified accused members in Complaint Register and Information/Complaint log numbers assigned to CPD in the case console; excluding administrative closures.

⁵ All figures related to pending complaints are preliminary and subject to further analysis and revision. The figures may differ from those reported in previous Quarterly Reports.

⁶ Data retrieved on 3 September 2021.

Table 4. 2020 Cases Opened/Closed by CPD filtered by BIA or District Assignment

BIA's intake section assigns log number investigations to BIA Investigators or District Accountability Sergeants depending on a number of factors, including the rank of the accused member and the severity or category of the alleged misconduct. While Accountability Sergeants remain assigned to their districts, they conduct investigations commensurate with BIA training, in accordance with BIA standards, and under the consistent guidance and review of BIA supervisors. The table below reflects the number of cases assigned to and closed by BIA Investigators and District Accountability Sergeants in 2020. **Please note, all other data presented in this annual report reflects investigations conducted by both BIA Investigators AND District Accountability Sergeants. (Consent Decree 551)**

CY 2020 Case Breakdown	Quarter 1	Quarter 2	Quarter 3	Quarter 4	Full Year
Cases Opened ¹ - BIA	230	266	294	231	1021
Cases Opened ¹ - District	238	170	245	264	917
Cases Closed ² - BIA	121	130	239	193	683
Cases Closed ² – District	276	272	85	89	722

¹ Complaint Register and Information/Complaint log numbers assigned to CPD in the case console; excluding administrative closures.

² Complaint Register and Information/Complaint log numbers closed by CPD in the case console; excluding administrative closures.

³ Data Retrieved on 3 September 2021.

Classification of Allegations

(Consent Decree 550-a)

For most log numbers, COPA will classify alleged misconduct into a **category code** prior to assignment to CPD. BIA Intake will then classify uncategorized allegations into category codes upon receipt, or refine the category code based on information gathered from complainants. The following table contains classifications for allegations of misconduct (at intake or refined during investigation) for CPD cases opened in the 2020 calendar year. **73%** of allegations contained in cases opened in the full year were classified as **“Operation/Personnel Violations.”** A further breakdown of this classification category will be provided on the next page.

Table 5. Classification of Allegations

Category	Total	Full Year %
Operation/Personnel Violations	2,805	72.99%
Conduct Unbecoming Violations	363	9.45%
Arrest/Lockup Incidents	155	4.03%
Crime Misconduct	149	3.88%
Traffic (Not Bribery/Excessive Force)	97	2.52%
Verbal Abuse	65	1.69%
Civil Rights Violation	45	1.17%
Supervisory Responsibilities	31	0.81%
Medical Integrity	27	0.70%
Alcohol/Drug Abuse	24	0.62%
Bribery/Official Corruption	23	0.60%
Search Warrants	20	0.52%
<i>Null Value</i>	15	0.39%
Excessive Force	11	0.29%
Drugs/Substance Abuse	5	0.13%
Domestic Incidents	4	0.10%
Notifications	2	0.05%
Weapon Discharge	1	0.03%
Coercion	1	0.03%
Total	3,843	100%

¹ Allegations, associated with identified and unknown accused members, and listed in Complaint Register and Information/Complaint log numbers assigned to CPD in the case console; excluding administrative closures.

² All figures related to pending complaints are preliminary and subject to further analysis and revision.

³ Data retrieved on 3 September 2021.

Further Breakdown of Operation/Personnel Violations

Operation/Personnel Violations comprised approximately **73%** of primary allegation classifications for CPD cases opened in the 2020 Calendar Year. The following table specifies the secondary classifications of Operation/Personnel Violations for 2020. Allegations of **“Inadequate/Failure to Provide Service,” (34.37%) “Conduct Unbecoming,” (22.50%)** and **“Neglect of Duty” (16.72%)** were the three most cited, identified Operation/Personnel subcategories. *Please note that in the CMS system “Conduct Unbecoming” is a primary category classification as well as a subcategory classification for Operation/Personnel Violations.*

Table 6. Subcategory Breakdown of Operation/Personnel Violations

Operation/Personnel Violations Subcategory	Total	Full Year %
Inadequate/Failure to Provide Service	964	34.37%
Conduct Unbecoming	631	22.50%
Neglect of Duty	469	16.72%
Null Value	282	10.05%
Failure to Identify	81	2.89%
Reports	78	2.78%
Slow/ No Response	58	2.07%
Misuse of Department Equipment/Supplies	49	1.75%
All other subcategories combined	193	6.88%
Total	2,805	100%

¹ Operation/Personnel Violation allegations, associated with identified and unknown accused members, and listed in Complaint Register and Information/Complaint log numbers assigned to CPD in the case console; excluding administrative closures.

² All figures related to pending complaints are preliminary and subject to further analysis and revision.

³ Data retrieved on 3 September 2021.

This area intentionally left blank.

Complainant Demographic Information

(Consent Decree 550-a)

The following table presents available complainant demographic information for CPD cases opened in the Calendar Year 2020. The data below specifically contains a breakdown of all persons identified as a "Reporting Party" in the Case Management System (CMS). This data includes both CPD and non-CPD complainants. Tables 7 and 8 will refine complainant demographic data to complaints initiated by CPD members and then by non-CPD members.

Table 7. Aggregate Complainant Demographic Data (CPD and Non-CPD)

Aggregate Reporting Parties	Asian	Black or African American	Hispanic	White	Other/Unknown	Total	%
Female	9	433	89	227	165	923	37.61%
Male	15	339	185	507	160	1206	49.14%
Other/Unknown	1	20	8	17	279	325	13.24%
Total	25	792	282	751	604	2454	100%
%	1.02%	32.27%	11.49%	30.60%	24.61%	100%	

¹ Complaint Register and Information/Complaint log numbers assigned to CPD in the case console; excluding administrative closures.

² Demographics reflect the aggregates of CPD and Non-CPD persons listed as a Reporting Party.

³ All figures related to pending complaints are preliminary and subject to further analysis and revision.

Table 8. Demographic Information of Only CPD Complainants

Reporting Party Demographic	Asian/Pacific Islander	Black or African American	Hispanic	White	Other/Unknown	Total	% of Reporting Parties
Female	4	103	18	85	1	211	26.61%
Male	8	90	87	373	8	566	71.37%
Other/Unknown	0	0	0	0	16	16	2.02%
Total	12	193	105	458	25	793	100%
%	1.51%	24.34%	13.24%	57.76%	3.15%	100%	

¹ Complaint Register and Information/Complaint log numbers assigned to CPD in the case console; excluding administrative closures.

² Demographics reflect CPD persons listed as a Reporting Party.

³ All figures related to pending complaints are preliminary and subject to further analysis and revision.

⁴ Data retrieved on 26 July 2021.

Civilian (Non-CPD) Complainant Demographics

The following table demonstrates the reported demographics (race and gender) of only non-CPD complainants in cases opened during the Calendar Year 2020. Non-CPD Complainants reported as **Female** initiated **42.87%** of cases for the calendar year, followed by **Males (38.53%)** and **Other/Unknown (18.60%)**. When broken down by race, the majority of non-CPD complainants are reported as **Black or African American (36.06%)**, followed by **Other/Unknown (34.86%)** and **White (17.64%)**.

Table 9. Demographic Information of Civilian (Non-CPD) Complainants

Non-CPD Reporting Party	Asian	Black or African American	Hispanic	White	Other/Unknown	Total	%
Female	5	330	71	142	164	712	42.87%
Male	7	249	98	134	152	640	38.53%
Other/Unknown	1	20	8	17	263	309	18.60%
Total	13	599	177	293	579	1,661	100%
%	0.78%	36.06%	10.66%	17.64%	34.86%	100%	

¹ Complaint Register and Information/Complaint log numbers assigned to CPD in the case console; excluding administrative closures.

² Demographics Non-CPD persons listed as a Reporting Party.

³ All figures related to pending complaints are preliminary and subject to further analysis and revision.

⁴ Data retrieved on 26 July 2021.

This area intentionally left blank.

Third Party and Anonymous Complainants

The following table contains the total number of unique complaints received from third party complainants (a party that was not directly involved or the recipient of the alleged misconduct) or from anonymous complainants (complainants whose identity is not known) for 2020. **203** complaints were initiated by **anonymous** complainants, and **1,890** complaints were initiated by a **third party**.

Table 10. Calendar Year 2020 - Number of Third Party and Anonymous Complaints
(**Consent Decree 550-a**)

Reporting Party	Q1 2020	Q2 2020	Q3 2020	Q4 2020	CY 2020
Anonymous ¹	58	40	50	55	203
Third Party ²	414	456	487	536	1890

¹ Complaint Register and Information/Complaint log numbers assigned to CPD that identify at least one non-CPD Reporting Party as Anonymous.

² Complaint Register and Information/Complaint log numbers assigned to CPD that identify at least one Reporting Party as Reporting Party – "Third Party."

³ All figures related to pending complaints are preliminary and subject to further analysis and revision.

⁴ Data retrieved on 25 May 2021.

This area intentionally left blank.

Complaints Received from the Public by District or Unit of Assignment of Accused Member and Classification of Allegations

The table below contains data for **allegations** contained in civilian complaints filed in 2020, filtered by the Unit of Assignment/Detail of the accused Member. The data in the following two charts (11 and 12) were filtered to include only those that included the words “**Civilian Complaint,**” or “**Civilian Web Complaint**” typed in the incident description. In 2020, **identified** accused department members assigned to the **011th** (125), **004th** (114) and **006th** (102) Districts accumulated the highest number of allegations in log numbers initiated by civilian complainants.

Table 11. CY 2020 Civilian Complaints by Unit/District of Assignment of Accused Member

(Consent Decree 550-b)

001 – 1ST DISTRICT - CENTRAL					
Allegation	Q1	Q2	Q3	Q4	Full Year Allegations
Operation/Personnel Violations	3	0	17	16	36
Conduct Unbecoming Violations	0	0	1	0	1
Traffic (Not Bribery/Excessive Force)	0	0	0	2	2
Crime Misconduct	0	0	1	1	2
Arrest/Lockup Incidents	0	0	0	3	3
Verbal Abuse	0	0	0	1	1
Civil Rights Violation	0	0	0	1	1
Total	3	0	19	24	46

002 – 2ND DISTRICT - WENTWORTH					
Allegation	Q1	Q2	Q3	Q4	Full Year Allegations
Operation/Personnel Violations	7	6	20	8	41
Civil Rights Violation	0	0	0	3	3
Traffic (Not Bribery/Excessive Force)	0	0	0	1	1
Supervisory Responsibilities	0	0	0	1	1
Total	7	6	20	13	46

003 – 3RD DISTRICT – GRAND CROSSING					
Allegation	Q1	Q2	Q3	Q4	Full Year Allegations
Operation/Personnel Violations	19	11	19	20	69
Conduct Unbecoming Violations	0	0	2	2	4
Crime Misconduct	0	0	0	2	2
Verbal Abuse	0	0	1	0	1
Total	19	11	22	24	76

004 – 4TH DISTRICT – SOUTH CHICAGO

Allegation	Q1	Q2	Q3	Q4	Full Year Allegations
Operation/Personnel Violations	13	17	32	32	94
Conduct Unbecoming Violations	0	1	2	4	7
Traffic (Not Bribery/Excessive Force)	4	0	1	0	5
Crime Misconduct	0	2	0	0	2
Arrest/Lockup Incidents	2	0	0	1	3
Verbal Abuse	0	0	0	1	1
Notifications	0	0	0	2	2
Total	19	20	35	40	114

005 – 5TH DISTRICT – CALUMET

Allegation	Q1	Q2	Q3	Q4	Full Year Allegations
Operation/Personnel Violations	3	5	19	14	41
Conduct Unbecoming Violations	0	0	0	3	3
Traffic (Not Bribery/Excessive Force)	1	0	0	0	1
Civil Rights Violation	0	0	0	1	1
Medical Integrity	0	0	0	2	2
Total	4	5	19	20	48

006 – 6TH DISTRICT – GRESHAM

Allegation	Q1	Q2	Q3	Q4	Full Year Allegations
Operation/Personnel Violations	14	18	29	32	93
Conduct Unbecoming Violations	0	0	0	1	1
Traffic (Not Bribery/Excessive Force)	0	1	1	2	4
Arrest/Lockup Incidents	2	0	1	0	3
Verbal Abuse	0	1	0	0	1
Total	16	20	31	35	102

007 – 7TH DISTRICT – ENGLEWOOD

Allegation	Q1	Q2	Q3	Q4	Full Year Allegations
Operation/Personnel Violations	4	7	22	3	36
Conduct Unbecoming Violations	3	0	0	0	3
Traffic (Not Bribery/Excessive Force)	0	1	1	0	2
Crime Misconduct	0	0	0	1	1
Verbal Abuse	0	1	2	0	3
Supervisory Responsibilities	0	0	1	0	1
Bribery/Official Corruption	0	0	1	0	1
Total	7	9	27	4	47

008 – 8TH DISTRICT – CHICAGO LAWN

Allegation	Q1	Q2	Q3	Q4	Full Year Allegations
Operation/Personnel Violations	4	6	7	23	40
Conduct Unbecoming Violations	0	0	0	1	1
Traffic (Not Bribery/Excessive Force)	3	0	0	1	4
Total	7	6	7	25	45

009 – 9TH DISTRICT – DEERING

Allegation	Q1	Q2	Q3	Q4	Full Year Allegations
Operation/Personnel Violations	1	4	7	14	26
Conduct Unbecoming Violations	0	0	0	1	1
Traffic (Not Bribery/Excessive Force)	0	0	0	2	2
Arrest/Lockup Incidents	0	0	0	2	2
Verbal Abuse	0	0	0	1	1
Total	1	4	7	20	32

010 – 10TH DISTRICT – OGDEN

Allegation	Q1	Q2	Q3	Q4	Full Year Allegations
Operation/Personnel Violations	2	3	3	7	15
Traffic (Not Bribery/Excessive Force)	0	0	1	4	5
Crime Misconduct	0	0	0	3	3
Arrest/Lockup Incidents	0	2	0	0	2
Civil Rights Violation	0	0	0	3	3
Total	2	5	4	17	28

011 – 11TH DISTRICT – HARRISON

Allegation	Q1	Q2	Q3	Q4	Full Year Allegations
Operation/Personnel Violations	12	13	22	21	68
Conduct Unbecoming Violations	0	0	25	3	28
Traffic (Not Bribery/Excessive Force)	0	2	1	2	5
Crime Misconduct	0	0	11	0	11
Arrest/Lockup Incidents	4	1	0	0	5
Civil Rights Violation	0	0	0	4	4
Supervisory Responsibilities	0	0	1	0	1
Bribery/Official Corruption	0	0	0	1	1
Domestic Incidents	0	0	2	0	2
Total	16	16	62	31	125

012 – 12TH DISTRICT – NEAR WEST					
Allegation	Q1	Q2	Q3	Q4	Full Year Allegations
Operation/Personnel Violations	4	5	12	5	26
Traffic (Not Bribery/Excessive Force)	1	1	0	0	2
Crime Misconduct	0	0	1	0	1
Total	5	6	13	5	29

014 – 14TH DISTRICT – SHAKESPEARE					
Allegation	Q1	Q2	Q3	Q4	Full Year Allegations
Operation/Personnel Violations	0	13	9	6	28
Conduct Unbecoming Violations	0	0	1	1	2
Verbal Abuse	0	0	0	1	1
Excessive Force	0	0	0	1	1
Total	0	13	10	9	32

015 – 15TH DISTRICT – AUSTIN					
Allegation	Q1	Q2	Q3	Q4	Full Year Allegations
Operation/Personnel Violations	2	2	1	10	15
Conduct Unbecoming Violations	0	0	1	0	1
Arrest/Lockup Incidents	0	0	2	1	3
Civil Rights Violation	0	0	0	7	7
Total	2	2	4	18	26

016 – 16TH DISTRICT – JEFFERSON PARK					
Allegation	Q1	Q2	Q3	Q4	Full Year Allegations
Operation/Personnel Violations	16	3	17	4	40
Conduct Unbecoming Violations	0	2	2	0	4
Traffic (Not Bribery/Excessive Force)	1	0	0	0	1
Supervisory Responsibilities	1	0	0	0	1
Total	18	5	19	4	46

017 – 17TH DISTRICT – ALBANY PARK					
Allegation	Q1	Q2	Q3	Q4	Full Year Allegations
Operation/Personnel Violations	6	4	9	6	25
Traffic (Not Bribery/Excessive Force)	1	0	0	1	2
Medical Integrity	0	0	0	1	1
Drugs/Substance Abuse	0	0	0	1	1
Total	7	4	9	9	29

018 – 18TH DISTRICT – NEAR NORTH

Allegation	Q1	Q2	Q3	Q4	Full Year Allegations
Operation/Personnel Violations	4	10	6	11	31
Conduct Unbecoming Violations	0	3	1	2	6
Traffic (Not Bribery/Excessive Force)	2	0	0	1	3
Crime Misconduct	0	0	1	0	1
Arrest/Lockup Incidents	0	1	0	0	1
Total	6	14	8	14	42

019 – 19TH DISTRICT – TOWN HALL

Allegation	Q1	Q2	Q3	Q4	Full Year Allegations
Operation/Personnel Violations	7	10	19	19	55
Conduct Unbecoming Violations	0	1	0	0	1
Traffic (Not Bribery/Excessive Force)	0	1	0	0	1
Crime Misconduct	1	0	0	0	1
Total	8	12	19	19	58

020 – 20TH DISTRICT – LINCOLN

Allegation	Q1	Q2	Q3	Q4	Full Year Allegations
Operation/Personnel Violations	1	0	0	0	1
Conduct Unbecoming Violations	0	0	1	1	2
Total	1	0	1	1	3

022 – 22ND DISTRICT – MORGAN PARK

Allegation	Q1	Q2	Q3	Q4	Full Year Allegations
Operation/Personnel Violations	8	8	25	11	52
Traffic (Not Bribery/Excessive Force)	0	1	0	0	1
Verbal Abuse	0	0	1	0	1
Civil Rights Violation	0	0	0	3	3
Excessive Force	2	0	0	0	2
Total	10	9	26	14	59

024 – 24TH DISTRICT – ROGERS PARK

Allegation	Q1	Q2	Q3	Q4	Full Year Allegations
Operation/Personnel Violations	1	13	7	9	30
Conduct Unbecoming Violations	0	2	1	4	7
Arrest/Lockup Incidents	0	0	0	2	2
Verbal Abuse	0	0	0	1	1
Civil Rights Violation	0	0	0	2	2
Total	1	15	8	18	42

025 – 25TH DISTRICT – GRAND CENTRAL					
Allegation	Q1	Q2	Q3	Q4	Full Year Allegations
Operation/Personnel Violations	6	9	10	19	44
Conduct Unbecoming Violations	0	1	0	0	1
Traffic (Not Bribery/Excessive Force)	1	0	2	0	3
Arrest/Lockup Incidents	0	0	2	0	2
Verbal Abuse	0	0	0	1	1
Supervisory Responsibilities	0	0	0	1	1
Medical Integrity	0	0	0	1	1
Total	7	10	14	22	53

044 – RECRUIT TRAINING SECTION (RTS)					
Allegation	Q1	Q2	Q3	Q4	Full Year Allegations
Operation/Personnel Violations	0	0	0	2	2
Total	0	0	0	2	2

050 – AIRPORT OPERATIONS - NORTH					
Allegation	Q1	Q2	Q3	Q4	Full Year Allegations
Operation/Personnel Violations	0	0	3	1	4
Traffic (Not Bribery/Excessive Force)	1	0	0	0	1
Total	1	0	3	1	5

051 – AIRPORT OPERATIONS - SOUTH					
Allegation	Q1	Q2	Q3	Q4	Full Year Allegations
Operation/Personnel Violations	0	0	0	1	1
Conduct Unbecoming Violations	0	0	2	0	2
Total	0	0	2	1	3

057 – DETAIL SECTION (DS)					
Allegation	Q1	Q2	Q3	Q4	Full Year Allegations
Operation/Personnel Violations	0	0	2	0	2
Total	0	0	2	0	2

111 – OFFICE OF THE SUPERINTENDENT (OTS)					
Allegation	Q1	Q2	Q3	Q4	Full Year Allegations
Operation/Personnel Violations	0	0	1	0	1
Total	0	0	1	0	1

116 – CPIC / DEPLOYMENT OPERATIONS CENTER (DOC)					
Allegation	Q1	Q2	Q3	Q4	Full Year Allegations
Operation/Personnel Violations	0	0	1	0	1
Total	0	0	1	0	1

121 – BUREAU OF INTERNAL AFFAIRS (BIA)					
Allegation	Q1	Q2	Q3	Q4	Full Year Allegations
Operation/Personnel Violations	0	0	1	0	1
Bribery/Official Corruption	0	0	1	0	1
Total	0	0	2	0	2

124 – TRAINING AND SUPPORT GROUP (TSG)					
Allegation	Q1	Q2	Q3	Q4	Full Year Allegations
Operation/Personnel Violations	0	0	6	7	13
Crime Misconduct	0	0	0	1	1
Total	0	0	6	8	14

133 – FIELD TECHNOLOGY UNIT					
Allegation	Q1	Q2	Q3	Q4	Full Year Allegations
Conduct Unbecoming Violations	0	0	1	0	1
Total	0	0	1	0	1

134 – REFORM MANAGEMENT GROUP (RMG)					
Allegation	Q1	Q2	Q3	Q4	Full Year Allegations
Operation/Personnel Violations	0	0	1	0	1
Total	0	0	1	0	1

143 – CRISIS INTERVENTION TEAMS (CIT)					
Allegation	Q1	Q2	Q3	Q4	Full Year Allegations
Operation/Personnel Violations	0	0	1	0	1
Total	0	0	1	0	1

145 – TRAFFIC SECTION (TS)					
Allegation	Q1	Q2	Q3	Q4	Full Year Allegations
Operation/Personnel Violations	0	0	1	1	2
Conduct Unbecoming Violations	0	0	0	1	1
Traffic (Not Bribery/Excessive Force)	2	0	3	0	5
Total	2	0	4	2	8

166 – FIELD SERVICES SECTION (FSS)

Allegation	Q1	Q2	Q3	Q4	Full Year Allegations
Conduct Unbecoming Violations	0	0	2	0	2
Total	0	0	2	0	2

167 – EVIDENCE AND RECOVERED PROPERTY SECTION (ERPS)

Allegation	Q1	Q2	Q3	Q4	Full Year Allegations
Operation/Personnel Violations	1	1	3	0	5
Conduct Unbecoming Violations	1	0	0	0	1
Total	2	1	3	0	6

180 – BUREAU OF DETECTIVES (BOD)

Allegation	Q1	Q2	Q3	Q4	Full Year Allegations
Operation/Personnel Violations	1	5	0	0	6
Total	1	5	0	0	6

187 – CRIMINAL REGISTRATION UNIT (CRU)

Allegation	Q1	Q2	Q3	Q4	Full Year Allegations
Operation/Personnel Violations	1	0	0	0	1
Total	1	0	0	0	1

189 – NARCOTICS AND VICE DIVISION (NVD)

Allegation	Q1	Q2	Q3	Q4	Full Year Allegations
Operation/Personnel Violations	0	0	3	0	3
Conduct Unbecoming Violations	0	0	1	0	1
Arrest/Lockup Incidents	0	0	0	1	1
Search Warrants	0	0	5	0	5
Total	0	0	9	1	10

191 – INTELLIGENCE SECTION (IS)

Allegation	Q1	Q2	Q3	Q4	Full Year Allegations
Operation/Personnel Violations	0	0	1	0	1
Total	0	0	1	0	1

193 – GANG INVESTIGATION DIVISION (GID)

Allegation	Q1	Q2	Q3	Q4	Full Year Allegations
Operation/Personnel Violations	0	1	1	0	2
Crime Misconduct	0	0	1	0	1
Total	0	1	2	0	3

196 – ASSET FORFEITURE SECTION (AFS)					
Allegation	Q1	Q2	Q3	Q4	Full Year Allegations
Operation/Personnel Violations	0	0	0	2	2
Total	0	0	0	2	2

212 – DEPUTY CHIEF – AREA 2					
Allegation	Q1	Q2	Q3	Q4	Full Year Allegations
Operation/Personnel Violations	0	0	1	0	1
Total	0	0	1	0	1

213 – DEPUTY CHIEF – AREA 3					
Allegation	Q1	Q2	Q3	Q4	Full Year Allegations
Operation/Personnel Violations	0	1	0	0	1
Total	0	1	0	0	1

215 – DEPUTY CHIEF – AREA 5					
Allegation	Q1	Q2	Q3	Q4	Full Year Allegations
Operation/Personnel Violations	0	1	0	0	1
Arrest/Lockup Incidents	0	1	0	0	1
Total	0	2	0	0	2

216 – DEPUTY CHIEF – CENTRAL CONTROL GROUP (CCG)					
Allegation	Q1	Q2	Q3	Q4	Full Year Allegations
Operation/Personnel Violations	0	0	0	1	1
Total	0	0	0	1	1

261 – COURT SECTION (CS)					
Allegation	Q1	Q2	Q3	Q4	Full Year Allegations
Crime Misconduct	0	0	1	0	1
Total	0	0	1	0	1

277 – CRIME SCENE PROCESSING UNIT (CSU)					
Allegation	Q1	Q2	Q3	Q4	Full Year Allegations
Operation/Personnel Violations	0	0	1	0	1
Conduct Unbecoming Violations	0	0	2	0	2
Total	0	0	3	0	3

353 – SPECIAL WEAPONS AND TACTICS (SWAT) UNIT

Allegation	Q1	Q2	Q3	Q4	Full Year Allegations
Operation/Personnel Violations	0	1	0	0	1
Total	0	1	0	0	1

376 – ALTERNATE RESPONSE SECTION (ARS)

Allegation	Q1	Q2	Q3	Q4	Full Year Allegations
Operation/Personnel Violations	1	2	5	2	10
Conduct Unbecoming Violations	0	0	0	1	1
Crime Misconduct	1	0	0	1	2
Total	2	2	5	4	13

384 – JUVENILE INTERVENTION SUPPORT CENTER (JISC)

Allegation	Q1	Q2	Q3	Q4	Full Year Allegations
Operation/Personnel Violations	0	1	0	0	1
Total	0	1	0	0	1

441 – SPECIAL ACTIVITIES SECTION (SAS)

Allegation	Q1	Q2	Q3	Q4	Full Year Allegations
Operation/Personnel Violations	0	0	0	1	1
Total	0	0	0	1	1

442 – BOMB SQUAD (BS)

Allegation	Q1	Q2	Q3	Q4	Full Year Allegations
Operation/Personnel Violations	0	0	1	0	1
Total	0	0	1	0	1

541 – FOP DETAIL

Allegation	Q1	Q2	Q3	Q4	Full Year Allegations
Operation/Personnel Violations	0	1	0	0	1
Total	0	1	0	0	1

603 – ARSON SECTION (AS)

Allegation	Q1	Q2	Q3	Q4	Full Year Allegations
Operation/Personnel Violations	0	0	3	1	4
Crime Misconduct	0	0	1	0	1
Total	0	0	4	1	5

604 – FINANCIAL CRIMES SECTION (FCS)					
Allegation	Q1	Q2	Q3	Q4	Full Year Allegations
Operation/Personnel Violations	0	1	6	1	8
Total	0	1	6	1	8

606 – INVESTIGATIVE FIELD GROUP (IFG)					
Allegation	Q1	Q2	Q3	Q4	Full Year Allegations
Operation/Personnel Violations	0	1	0	2	3
Conduct Unbecoming Violations	0	3	0	0	3
Arrest/Lockup Incidents	0	0	0	2	2
Total	0	4	0	4	8

608 – MAJOR ACCIDENT INVESTIGATION SECTION (MAIS)					
Allegation	Q1	Q2	Q3	Q4	Full Year Allegations
Operation/Personnel Violations	0	0	1	0	1
Traffic (Not Bribery/Excessive Force)	1	0	0	0	1
Total	1	0	1	0	2

610 – DETECTIVES – AREA 1					
Allegation	Q1	Q2	Q3	Q4	Full Year Allegations
Operation/Personnel Violations	3	2	2	5	12
Crime Misconduct	0	0	1	0	1
Arrest/Lockup Incidents	2	0	0	0	2
Total	5	2	3	5	15

620 – DETECTIVES – AREA 2					
Allegation	Q1	Q2	Q3	Q4	Full Year Allegations
Operation/Personnel Violations	5	0	10	4	19
Conduct Unbecoming Violations	0	0	0	1	1
Total	5	0	10	5	20

630 – DETECTIVES – AREA 3					
Allegation	Q1	Q2	Q3	Q4	Full Year Allegations
Operation/Personnel Violations	4	0	1	0	5
Conduct Unbecoming Violations	0	1	0	0	1
Total	4	1	1	0	6

640 – DETECTIVES – AREA 4					
Allegation	Q1	Q2	Q3	Q4	Full Year Allegations
Operation/Personnel Violations	0	2	0	1	3
Total	0	2	0	1	3

650 – DETECTIVES – AREA 5					
Allegation	Q1	Q2	Q3	Q4	Full Year Allegations
Operation/Personnel Violations	0	1	1	5	7
Crime Misconduct	0	0	0	1	1
Total	0	1	1	6	8

701 – PUBLIC TRANSPORTATION (PT)					
Allegation	Q1	Q2	Q3	Q4	Full Year Allegations
Operation/Personnel Violations	2	0	3	6	11
Supervisory Responsibilities	1	0	0	0	1
Total	3	0	3	6	12

714 – SUMMER MOBILE PATROL (SMP)					
Allegation	Q1	Q2	Q3	Q4	Full Year Allegations
Operation/Personnel Violations	2	4	6	0	12
Conduct Unbecoming Violations	0	1	0	0	1
Total	2	5	6	0	13

715 – CRITICAL INCIDENT RESPONSE TEAM (CIRT)					
Allegation	Q1	Q2	Q3	Q4	Full Year Allegations
Operation/Personnel Violations	0	1	2	12	15
Conduct Unbecoming Violations	0	0	1	0	1
Arrest/Lockup Incidents	0	1	0	0	1
Verbal Abuse	0	0	2	0	2
Supervisory Responsibilities	0	0	2	0	2
Domestic Incidents	0	0	1	0	1
Alcohol/Drug Abuse	0	0	1	0	1
Total	0	2	9	12	23

716 – COMMUNITY SAFETY TEAM (CST)					
Allegation	Q1	Q2	Q3	Q4	Full Year Allegations
Operation/Personnel Violations	0	4	7	11	22
Conduct Unbecoming Violations	0	1	2	4	7
Traffic (Not Bribery/Excessive Force)	0	1	0	0	1
Arrest/Lockup Incidents	0	2	0	4	6

Search Warrants	0	0	10	0	10
Total	0	8	19	19	46

721 – FORCE REVIEW DIVISION (FRD)					
Allegation	Q1	Q2	Q3	Q4	Full Year Allegations
Crime Misconduct	0	0	1	0	1
Total	0	0	1	0	1

UNKNOWN					
Allegation	Q1	Q2	Q3	Q4	Full Year Allegations
Operation/Personnel Violations	54	106	218	172	550
Conduct Unbecoming Violations	3	5	19	17	44
Traffic (Not Bribery/Excessive Force)	11	4	4	10	29
Crime Misconduct	1	5	11	8	25
Arrest/Lockup Incidents	0	2	0	0	2
Verbal Abuse	0	3	2	9	14
Civil Rights Violation	1	0	0	2	3
Search Warrants	0	1	2	0	3
Supervisory Responsibilities	0	1	0	1	2
Excessive Force	0	1	0	1	2
Alcohol/Drug Abuse	0	1	0	0	1
Coercion	0	1	0	0	1
Total	70	130	256	220	676

¹ **Allegations**, associated with identified and unknown accused members, and listed in Complaint Register and Information/Complaint log numbers assigned to CPD, with "Civilian Complaint" or "Civilian Web Complaint" entered in the complaint incident description.

² Officer not identified, therefore Unit of Assignment/Detail unknown/not yet known.

³ Unit of Assignment/Detail reflects the unit the accused member was assigned/detailed to on the date the member was entered as an accused in the case management system.

⁴ All figures related to pending complaints are preliminary and subject to further analysis and revision.

⁵ Data retrieved on 9 August 2021.

Complaints Received From the Public Subcategorized by Classification of Allegations

The following table and chart contain the breakdown of allegation classifications for complaints initiated by members of the public ("civilians") in 2020. Similar to the overall allegation categories chart mentioned previously, allegations of **"Operation/Personnel Violations"** were the most-reported allegation category (**79.44%**). Following those, **"Conduct Unbecoming"** violations (**6.84%**) and **Crime Misconduct (3.87%)** were the 2nd and 3rd most reported. The data from calendar year 2020 revealed **1,275** unique "Civilian" complaints containing a total of **2,091** allegations. The Operation/Personnel Violation subcategories will be identified in table 13.

Table 12. CY 2020 Civilian-Initiated Complaints by Classification of Allegations
(Consent Decree 550-b)

Allegation Category	Q1	% Change	Q2	% Change	Q3	% Change	Q4	Full Year Total	Total % 2020
Operation/Personnel Violations	212	↑48%	314	↑93%	607	↓13%	528	1661	79.44%
Conduct Unbecoming Violations	7	↑214%	22	↑205%	67	↓30%	47	143	6.84%
Traffic (Not Bribery/Excessive Force)	29	↓59%	12	↑17%	14	↑86%	26	81	3.87%
Crime Misconduct	3	↑133%	7	↑343%	31	↓42%	18	59	2.82%
Verbal Abuse	0	∞	5	↑60%	8	↑88%	15	28	1.34%
Arrest/Lockup Incidents	10	↑10%	11	↓55%	5	↑220%	16	42	2.01%
Civil Rights Violation	1	↓100%	0	0%	0	∞	26	27	1.29%
Supervisory Responsibilities	2	↓50%	1	↑300%	4	↓25%	3	10	0.48%
Search Warrants	0	∞	1	↑1600%	17	↓100%	0	18	0.86%
Medical Integrity	0	0%	0	0%	0	∞	4	4	0.19%
Excessive Force	2	↓50%	1	↓100%	0	∞	2	5	0.24%
Bribery/Official Corruption	0	0%	0	∞	2	↓50%	1	3	0.14%
Alcohol/Drug Abuse	1	0%	1	0%	1	↓100%	0	3	0.14%
Domestic Incidents	0	0%	0	∞	3	↓100%	0	3	0.14%
Notifications	0	0%	0	0%	0	∞	2	2	0.10%
Drugs/Substance Abuse	0	0%	0	0%	0	∞	1	1	0.05%
Coercion	0	∞	1	↓100%	0	0%	0	1	0.05%
Grand Total	267	↑41%	376	↑102%	759	↓9%	689	2091	100.00%

¹ Allegations, associated with identified and unknown accused members, and listed in Complaint Register and Information/Complaint log numbers assigned to CPD, with "Civilian Complaint" or "Civilian Web Complaint" entered in the complaint incident description. A total of 1275 unique complaints account for these allegations.

² All figures related to pending complaints are preliminary and subject to further analysis and revision.

³ Data retrieved on 9 August 2021.

Subcategories of Quarter 3 Operation/Personnel Violation Allegations by Civilian Complainants

As mentioned above, a significant majority of civilian-initiated allegations in 2020 were categorized as “Operation/Personnel Violations.” Below, that category is broken down into more specific subcategories as classified at intake or by the investigator. **Inadequate/Failure to Provide Service (37.21%), Conduct Unbecoming (25.05%) and Neglect of Duty (15.17%)** were the most-cited identified subcategories for this allegation category. *Please note, Conduct Unbecoming is a Primary Category as well as a subcategory of Operation/Personnel Violations in the CMS system.*

Table 13. Civilian Complaints Filtered by Classification of Allegations (Operation /Personnel Violations-Subcategories)
(Consent Decree 550-b)

Operation / Personnel Violations Subcategory	Q1	% Change	Q2	% Change	Q3	% Change	Q4	Full Year Total	Total% 2020
Inadequate/Failure to Provide Service	74	↑30%	96	↑174%	263	↓30%	185	618	37.21%
Conduct Unbecoming	24	↑121%	53	↑209%	164	↑7%	175	416	25.05%
Neglect of Duty	17	↑12%	19	↑447%	104	↑8%	112	252	15.17%
Null Values	74	↑58%	117	↓77%	27	↓67%	9	227	13.66%
Failure to Identify	7	↑100%	14	↓50%	7	↑114%	15	43	2.59%
Reports	5	↓40%	3	↑367%	14	↓7%	13	35	2.11%
All Other Subcategories Combined	11	↑9%	12	↑133%	28	↓32%	19	70	4.21%
Grand Total	212	↑48%	314	↑93%	607	↓13%	528	1661	100.00%

¹ Operation/Personnel Violation allegations, associated with identified and unknown accused members, and listed in Complaint Register and Information/Complaint log numbers assigned to CPD, with "Civilian Complaint" or "Civilian Web Complaint" entered in the complaint incident description.

² All figures related to pending complaints are preliminary and subject to further analysis and revision.

³ Data retrieved on 9th August 2021.

Number of Investigations Closed Based on the Absence of a Complainant Affidavit; CPD Requests to Obtain Sworn Affidavit Override

The following table demonstrates the number of investigations that were closed due to the absence of a complainant affidavit and the number of requests for sworn affidavit overrides that CPD submitted to COPA during 2020. Misconduct investigations that do not fall under an exception to the statutory Sworn Affidavit requirement (*effective in 2020*) and that produce no objective, verifiable evidence of misconduct will be closed out as **No Affidavit**. When a BIA Investigator or Accountability Sergeant discovers objective, verifiable evidence of misconduct during a preliminary investigation, he/she will submit a request for an Affidavit Override to the Chief of BIA, who will then forward the approved request to COPA. Currently available data reflects that **920** investigations were closed due to the lack of a signed complainant affidavit and objective verifiable evidence, and that CPD submitted **35** requests for Sworn Affidavit Overrides to COPA in 2020.

Table 14. No Affidavit Closures and Affidavit Override Requests
(Consent Decree 550-c-iv)

	Q1 2020	Q2 2020	Q3 2020	Q4 2020	Total
Closed—No Affidavit ¹	302	206	231	181	920
Requests to Obtain Sworn Affidavit Override	5	7	12	11	35

¹ Investigations, associated with identified and unknown accused members, and listed in Complaint Register and Information/Complaint log numbers assigned to CPD, where the case was assigned "No Affidavit" classification.

Average Time from Receipt of Complaint by BIA to the Next or Initial Contact with the Complainant

(Consent Decree 550-c-i)

Following the preliminary review of a log number assigned by COPA, BIA's Intake Section generates a complainant contact letter (*intake investigation assigned letter, intake administrative closure letter and intake preliminary review letter*) containing further information that will be mailed or e-mailed to a complainant depending on the type of contact information provided. In 2020, BIA's Intake Section generated at least **1489** of these letters within the CMS system. The average length of time between the case being assigned to BIA and the generation of the intake letter was **5.15 days**.

Average Processing Time Following Investigator's Submission of Findings

(Consent Decree 550-c-ii, iii)

As discussed earlier in this report, an investigator's submission of a completed investigation is referred to as **Investigative Findings and Recommendations**. For purposes of this report, BIA has identified the date of "Investigative Findings and Recommendations" as the date in which the investigation has been closed (all investigative review is complete—case manager, Lieutenant, Commander/Deputy Chief) and the case is moved to the Advocate section. This date is equivalent for

both COPA and CPD cases. The **Final Disciplinary Decision** is the final decision of the Superintendent or his or her designee regarding whether to issue or recommend discipline after review and consideration of the investigative findings and recommendations, including after any additional investigation conducted as a result of such review. **Final Disposition** refers to the status of a misconduct investigation after the final disciplinary decision, and any grievance process, arbitration, Police Board proceeding, or appeal relating to the final disciplinary decision.

The following (3) reports represent the total number of cases that reached each specified stage of the disciplinary process within the 2020 calendar year, as well as the average number of days to reach each of the stages detailed in this report. This report only encompasses CMS cases which include a sustained finding, and includes investigations from BIA, District and COPA (*except for the report detailing cases that have only reached investigative findings/penalty during 2020, where COPA is omitted*). The following data is current as of July 23rd, 2021.

Report #1 – Final Disposition

- **(31)** total cases reached final disposition between **01 January 2020 – 31 December 2020**
- On average it took **357.13 days** from intake opened date to final disposition
- On average it took **55.88 days** from the final disciplinary decision to final disposition
- On average it took **130.99 days** from investigative findings and recommendations to final disposition
- On average it took **221.23 days** from BIA assignment to investigative findings and recommendations
- On average it took **4.84 days** from COPA intake to BIA assignment

Report #2 – Final Disciplinary Decision

- **(205)** total cases reached final disciplinary decision between **01 January 2020 – 31 December 2020**
- On average it took **364.27 days** from BIA assignment date to final disciplinary decision
- On average it took **164.93 days** from investigative findings and recommendations to final disciplinary decision
- On average it took **1.55 days** from COPA intake to BIA assignment

Report #3 – Recommended Findings and Penalty

- **(278)** total cases reached investigative findings and recommendations between **01 January 2020 – 31 December 2020**
- On average it took **240.92 days** from BIA assignment date to investigative findings and recommendations
- On average it took **2.60 days** from COPA intake to BIA assignment

Outcomes of Administrative Investigations

Completed misconduct investigations will produce findings of “**Sustained**,” “**Not Sustained**,” “**Unfounded**,” or “**Exonerated**” for each allegation specified therein. Investigations must meet certain standards to support each identified finding. The following table demonstrates the investigative findings for allegations contained within misconduct investigations closed in 2020.

Table 15. CY 2020 Allegations with Findings of Sustained, Not Sustained, Exonerated and Unfounded

(Consent Decree 550-d)

Finding	Q1	Q2	Q3	Q4	Full Year
Sustained	20	24	10	37	91
Not Sustained	62	159	85	72	378
Unfounded	72	166	82	64	384
Exonerated	12	14	22	7	55
Unknown	2	1	1	2	6
Total	168	364	200	182	914

Finding	Q1	Q2	Q3	Q4	Full Year
Sustained	11.90%	6.59%	5.00%	20.33%	9.96%
Not Sustained	36.90%	43.68%	42.50%	39.56%	41.36%
Unfounded	42.86%	45.60%	41.00%	35.16%	42.01%
Exonerated	7.14%	3.85%	11.00%	3.85%	6.02%
Unknown	1.19%	0.27%	0.50%	1.10%	0.65%
Total	100%	100%	100%	100%	100%

¹ Allegation findings, associated with identified and unknown accused members, listed in Complaint Register and Information/Complaint log numbers assigned to CPD that were closed as Case Final in CY 2020 (01 January 2020 - 31 December 2020).

² Data retrieved on 28 May 2021.

Recommended Disciplinary and Non-Disciplinary Penalties for Sustained Allegations in Reporting Period

(Consent Decree 550-d, e)

The following table captures the disciplinary recommendations for accused department members with sustained allegations in misconduct investigations closed in 2020. **In 2020, 50%** of sustained allegations resulted in a non-disciplinary penalty (the member will have a sustained allegation with a penalty of “Violation-Noted” in their disciplinary history) and **48%** resulted in a disciplinary penalty (separation, suspension or written reprimand). Please note—the number of

penalties will not match the number of sustained allegations as there may be multiple sustained allegations in one misconduct investigation **which will yield only one penalty.**

Table 16. CY 2020 - Aggregate Data on Discipline

Penalty	Q1	Q2	Q3	Q4	Full Year	%
Non-Disciplinary	0	18	5	0	23	50%
Suspension	1	2	2	1	6	13%
Reprimand	2	1	1	5	9	20%
Demotion	0	0	0	0	0	0%
Termination	0	0	0	0	0	0%
Separation	5	0	0	2	7	15%
Unknown	0	0	0	1	1	2%
TOTAL	8	21	8	9	46	100%

¹ Penalties associated with Complaint Register and Information/Complaint log numbers assigned to CPD that were closed as **Case Final** in 2020 (01 January 2020 - 31 December 2020).

² Data retrieved on 28 May 2021.

Grievance Proceedings, Arbitration, Settlements and Police Board Hearings **(Consent Decree 550-F)**

This section contains the number of sustained cases that were subject to grievance proceedings by the accused member; the number of cases that proceeded before the Police Board; the number of cases that proceeded to arbitration; and the number of cases that were settled prior to a full evidentiary hearing (arbitration or Police Board) during the reporting period.

Table 17. Grievance Proceedings

Grievance Proceedings CY 2020 01 January 2020 -31 December 2020	Total
Number of Cases Grieved ¹	118
Number of Cases That Proceeded Before The Police Board (by PB Decision Date) ²	15
Number of Cases Proceeded To Arbitration ¹	4
Number of Cases Settled Prior To Evidentiary Hearing ^{1,2}	0

¹ Source: CPD Labor Relations Division

² Source: "Data" from https://www.chicago.gov/city/en/depts/cpb/provdrs/police_discipline.html

Table 18. Police Board Decisions

Police Board Decisions CY 2020 ¹	Total
Guilty – Discharged from CPD	7
Guilty – Suspended (180 days)	2
Guilty – Suspended (120 days)	1
Guilty – Suspended (30 days)	1
Charges Withdrawn (Resigned from CPD)	4

¹ Source: "Data" from https://www.chicago.gov/city/en/depts/cpb/provdrs/police_discipline.html

Outcomes of Misconduct Investigations by Classifications of Allegations, by Race, Gender and Age of Accused Member **(Consent Decree 550-G)**

The following data is derived only from investigations closed in CMS during Calendar Year 2020 **with identified accused members**. These investigations contained a total of **2,042** allegations with findings of **Sustained, Not Sustained, Unfounded, Exonerated**, or closed as **No Affidavit**.

Investigations with identified accused members closed in CY 2020 yielded **Sustained** findings for **91** allegations. There were **Not Sustained** findings for **268** allegations. A finding of **Unfounded** was determined for **354** allegations; and **Exonerated** in **55** allegations (**2.69%**). **1274** allegations were closed out as **"No affidavit."**

The following pages break down the total number of allegations by outcome (finding), then by classification of allegation, and further by the race, gender and age of the Accused Member.

Data Notes for Following Tables (pp 31-35)

¹ Allegation findings, **associated with identified accused members**, listed in Complaint Register and Information/Complaint log numbers assigned to CPD that were closed (Case Final) CY 2020 (01 January 2020 - 31 December 2020).

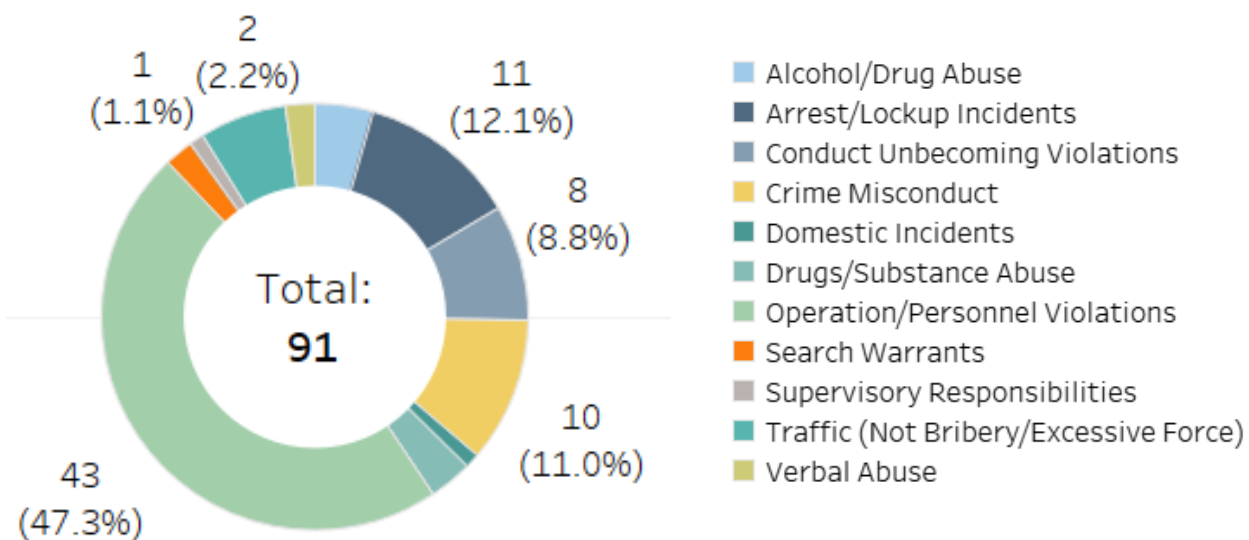
² Allegations, associated with identified accused members, listed in Complaint Register and Information/Complaint log numbers assigned to CPD that were closed as Case Final / No Affidavit in CY 2020 (01 January 2020 - 31 December 2020).

³ Data retrieved on 17 March 2021.

Sustained Allegations

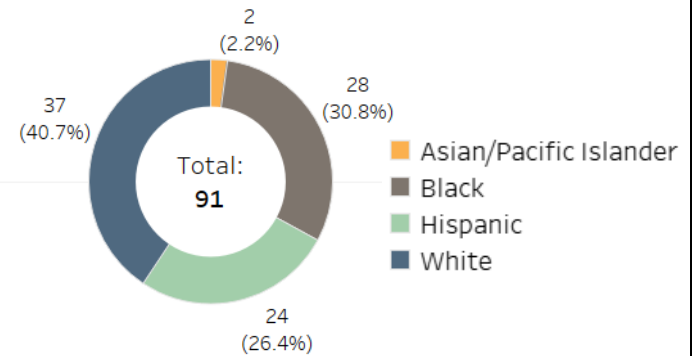
Total Amount of Sustained Allegations¹ = 91

Classification of Allegation	Q1	Q2	Q3	Q4	Full Year
Operation/Personnel Violations	6	10	4	23	43
Arrest/Lockup Incidents	0	5	4	2	11
Crime Misconduct	6	0	0	4	10
Conduct Unbecoming Violations	2	0	2	4	8
Traffic (Not Bribery/Excessive Force)	0	5	0	1	6
Alcohol/Drug Abuse	3	0	0	1	4
Drugs/Substance Abuse	3	0	0	0	3
Verbal Abuse	0	1	0	1	2
Search Warrants	0	2	0	0	2
Supervisory Responsibilities	0	1	0	0	1
Domestic Incidents	0	0	0	1	1
Totals	20	24	10	37	91

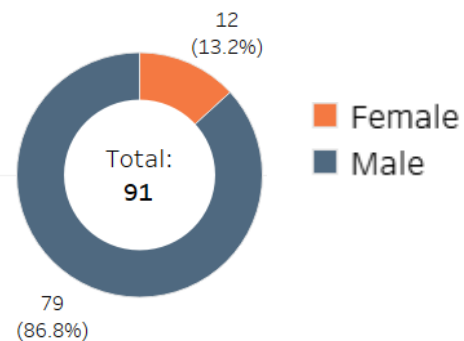


Sustained Allegations CY 2020 (continued)

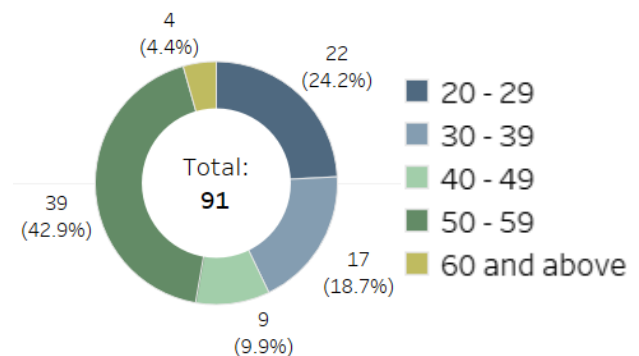
Race	Q1	Q2	Q3	Q4	Full Year
White	1	10	2	24	37
Black	4	10	3	11	28
Hispanic	15	4	3	2	24
Asian/Pacific Islander	0	0	2	0	2
Totals	20	24	10	37	91



Gender	Q1	Q2	Q3	Q4	Full Year
Male	15	19	9	36	79
Female	5	5	1	1	12
Total	20	24	10	37	91



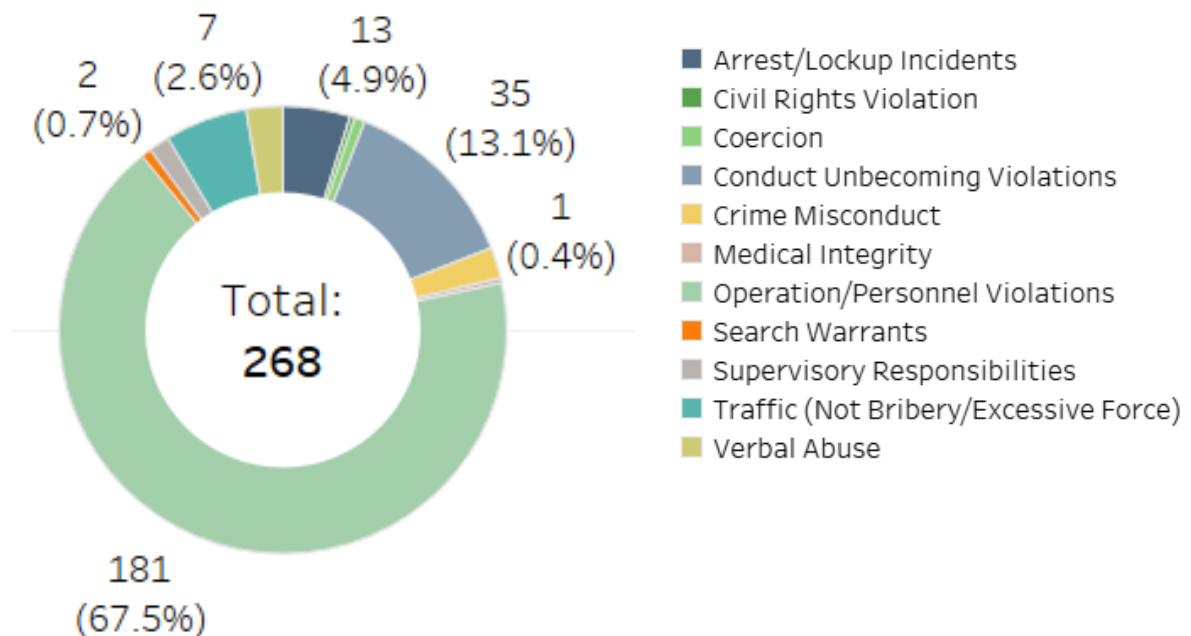
Age	Q1	Q2	Q3	Q4	Full Year
50-59	5	4	2	28	39
20-29	13	5	2	2	22
30-39	2	8	2	5	17
40-49	0	6	1	2	9
60 +	0	1	3	0	4
Total	20	24	10	37	91



Not Sustained Allegations

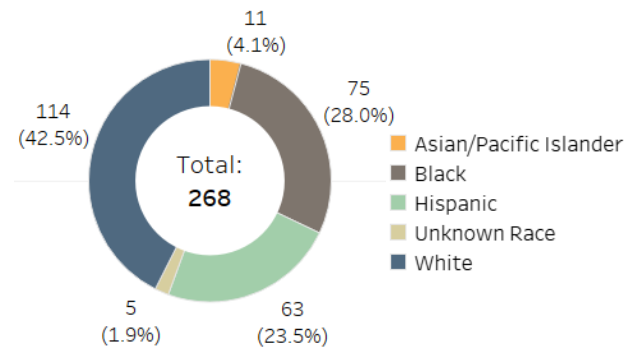
Total Amount of Not Sustained Allegations¹ = 268

Classification of Allegation	Q1	Q2	Q3	Q4	Full Year
Operation/Personnel Violations	32	76	44	29	181
Conduct Unbecoming Violations	6	3	11	15	35
Traffic (Not Bribery/Excessive Force)	6	10	0	0	16
Arrest/Lockup Incidents	0	6	6	1	13
Verbal Abuse	1	4	1	1	7
Crime Misconduct	0	4	0	2	6
Supervisory Responsibilities	0	1	3	0	4
Search Warrants	0	2	0	0	2
Coercion	0	1	0	1	2
Medical Integrity	0	1	0	0	1
Civil Rights Violation	0	1	0	0	1
Totals	45	109	65	49	268

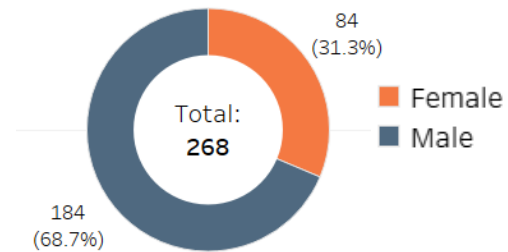


Not Sustained Allegations CY 2020 (continued)

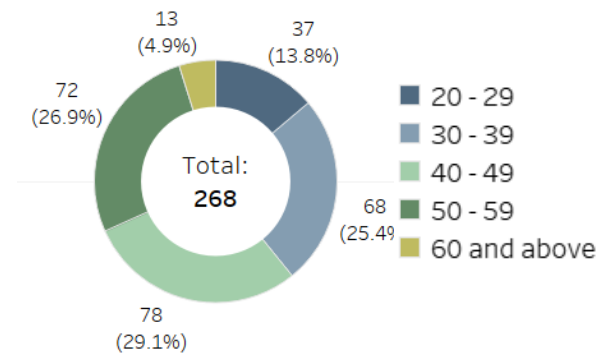
Race	Q1	Q2	Q3	Q4	Full Year
White	20	53	21	20	114
Black	10	20	28	17	75
Hispanic	12	29	11	11	63
Asian/Pacific Islander	3	7	0	1	11
Unknown	0	0	5	0	5
Total	45	109	65	49	268



Gender	Q1	Q2	Q3	Q4	Full Year
Male	34	77	38	35	184
Female	11	32	27	14	84
Total	45	109	65	49	268



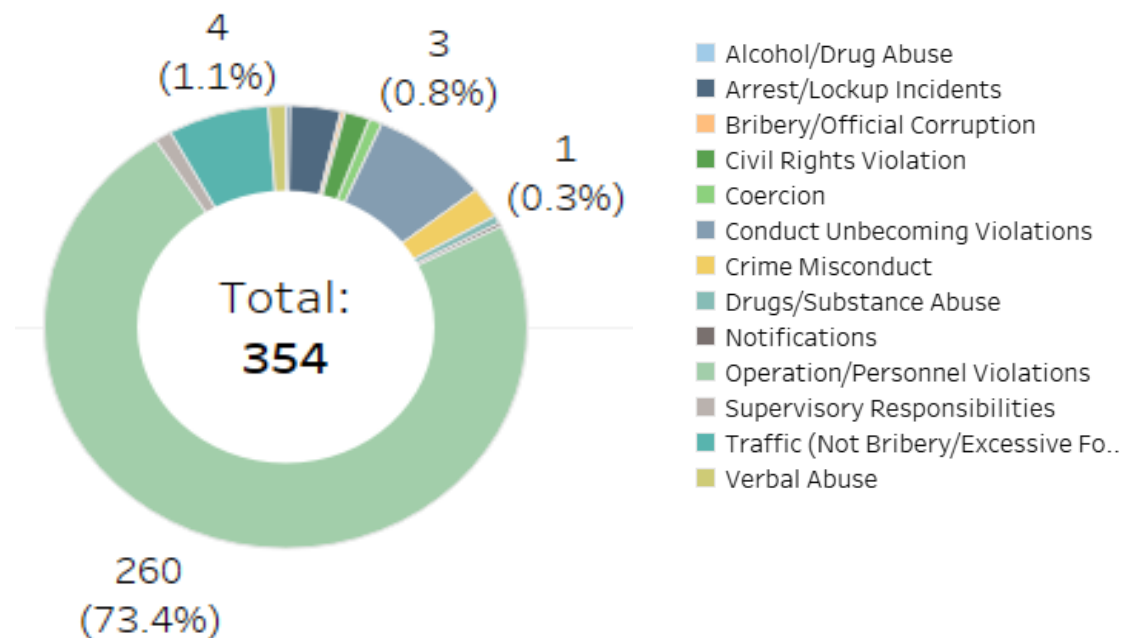
Age	Q1	Q2	Q3	Q4	Full Year
40-49	11	38	15	14	78
50-59	10	27	23	12	72
30-39	17	25	11	15	68
20-29	5	19	8	5	37
60 +	2	0	8	3	13
Total	45	109	65	49	268



Unfounded Allegations

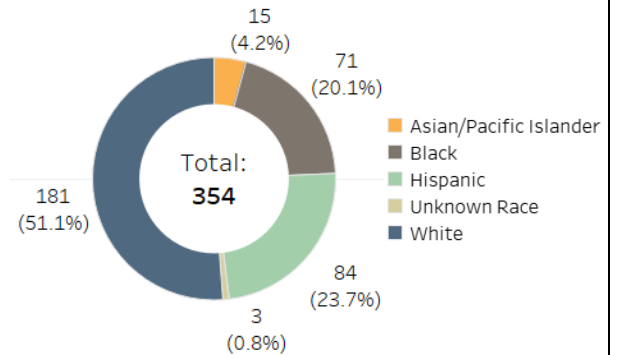
Total Amount of Unfounded Allegations¹ = 354

Classification of Allegation	Q1	Q2	Q3	Q4	Total
Operation/Personnel Violations	49	107	55	49	260
Conduct Unbecoming Violations	12	7	3	6	28
Traffic (Not Bribery/Excessive Force)	4	20	0	0	24
Arrest/Lockup Incidents	2	3	2	5	12
Crime Misconduct	0	3	2	3	8
Civil Rights Violation	0	6	0	0	6
Verbal Abuse	0	4	0	0	4
Supervisory Responsibilities	0	3	1	0	4
Coercion	2	1	0	0	3
Drugs/Substance Abuse	0	2	0	0	2
Notifications	0	1	0	0	1
Bribery/Official Corruption	0	0	1	0	1
Alcohol/Drug Abuse	0	0	1	0	1
Total	69	157	65	63	354

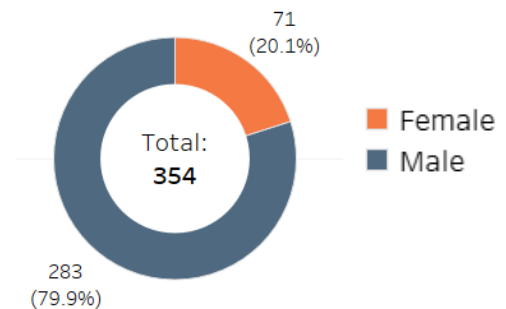


Unfounded Allegations CY 2020 (continued)

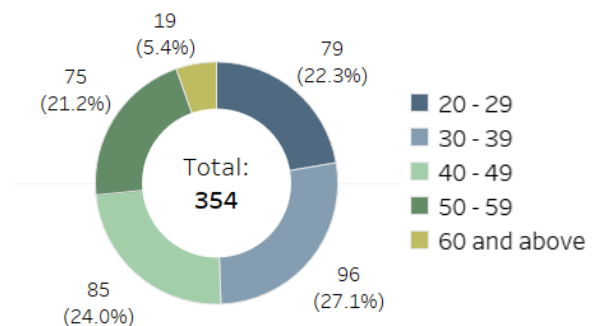
Race	Q1	Q2	Q3	Q4	Full Year
White	41	71	33	36	181
Hispanic	20	31	15	18	84
Black	7	49	9	6	71
Asian/Pacific Islander	0	5	7	3	15
Unknown	1	1	1	0	3
Totals	69	157	65	63	354



Gender	Q1	Q2	Q3	Q4	Full Year
Male	61	116	55	51	283
Female	8	41	10	12	71
Total	69	157	65	63	354



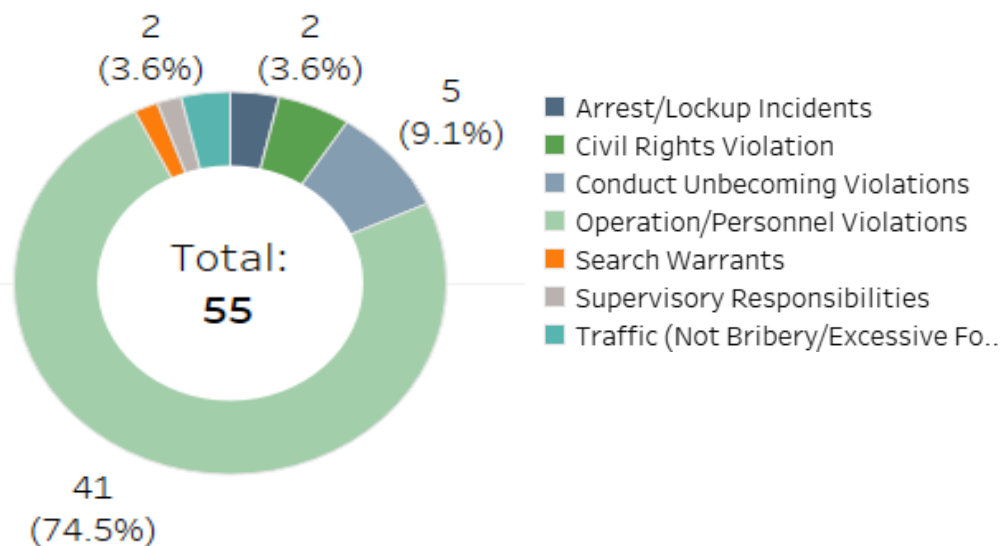
Age	Q1	Q2	Q3	Q4	Full Year
30-39	21	35	14	26	96
40-49	16	36	18	15	85
20-29	17	44	10	8	79
50-59	13	36	12	14	75
60 +	2	6	11	0	19
Total	69	157	65	63	354



Exonerated Allegations

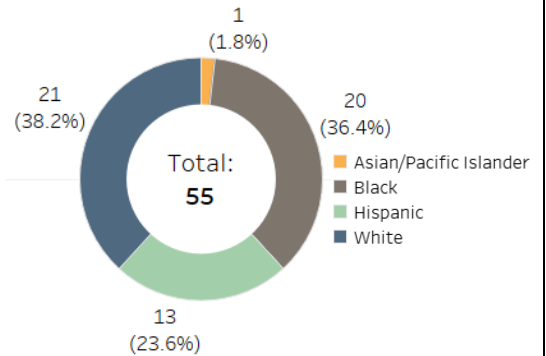
Total Amount of Exonerated Allegations¹ = 55

Classification of Allegation	Q1	Q2	Q3	Q4	Full Year
Operation/Personnel Violations	10	10	17	4	41
Conduct Unbecoming Violations	0	0	4	1	5
Civil Rights Violation	0	3	0	0	3
Traffic (Not Bribery/Excessive Force)	1	1	0	0	2
Arrest/Lockup Incidents	1	0	0	1	2
Supervisory Responsibilities	0	0	0	1	1
Search Warrants	0	0	1	0	1
Total	12	14	22	7	55

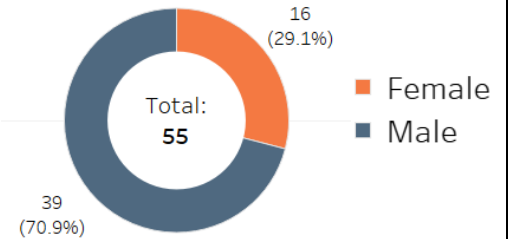


Exonerated Allegations CY 2020 (continued)

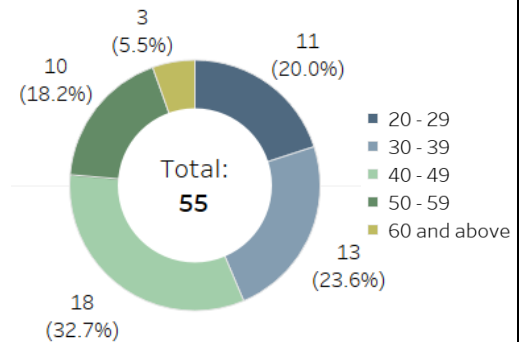
Race	Q1	Q2	Q3	Q4	Full Year
White	4	3	11	3	21
Black	6	5	7	2	20
Hispanic	1	6	4	2	13
Asian/Pacific Islander	1	0	0	0	1
Totals	12	14	22	7	55



Gender	Q1	Q2	Q3	Q4	Full Year
Male	7	8	20	4	39
Female	5	6	2	3	16
Total	12	14	22	7	55



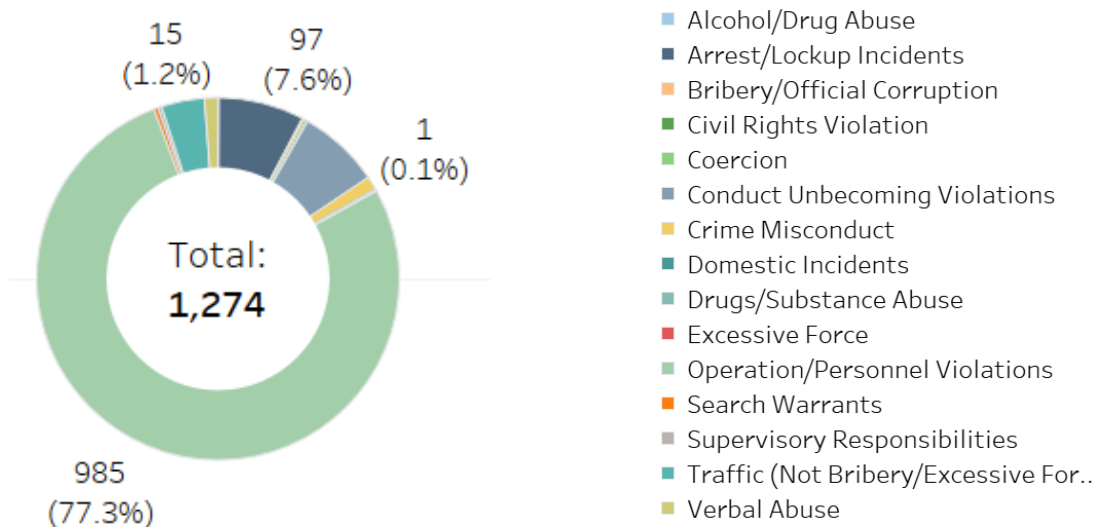
Age	Q1	Q2	Q3	Q4	Full Year
40-49	5	4	7	2	18
30-39	3	2	7	1	13
20-29	1	5	4	1	11
50-59	3	1	4	2	10
60 +	0	2	0	1	3
Total	12	14	22	7	55



No Affidavit (Alternative Classification)

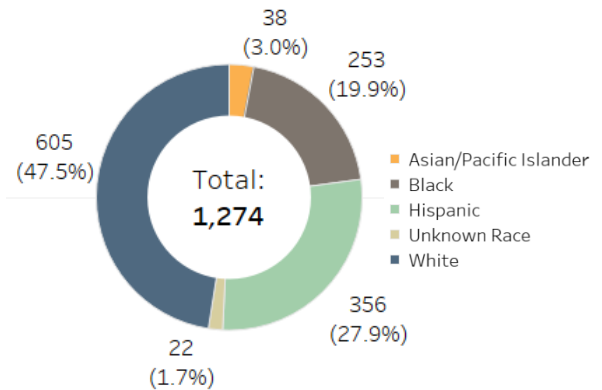
Total Amount of Investigation Closed as no Affidavit² = 1,274

Classification of Allegation	Q1	Q2	Q3	Q4	Full Year
Operation/Personnel Violations	333	210	243	199	985
Arrest/Lockup Incidents	38	28	21	10	97
Conduct Unbecoming Violations	21	15	39	18	93
Traffic (Not Bribery/Excessive Force)	23	20	5	1	49
Verbal Abuse	6	3	5	1	15
Crime Misconduct	5	0	2	8	15
Search Warrants	2	0	3	0	5
Supervisory Responsibilities	1	1	1	1	4
Civil Rights Violation	0	0	0	3	3
Bribery/Official Corruption	2	0	1	0	3
Excessive Force	0	0	0	1	1
Drugs/Substance Abuse	0	0	0	1	1
Domestic Incidents	0	0	1	0	1
Coercion	0	0	0	1	1
Alcohol/Drug Abuse	0	1	0	0	1
Total	431	278	321	244	1,274

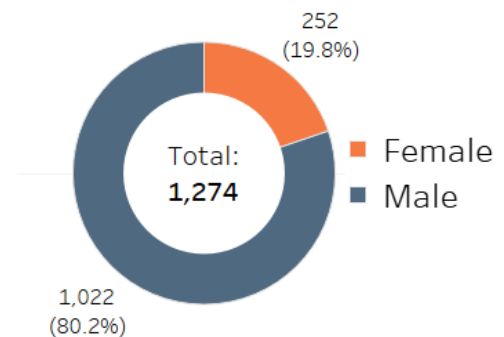


No Affidavit (Alternative Classification) CY 2020 (continued)

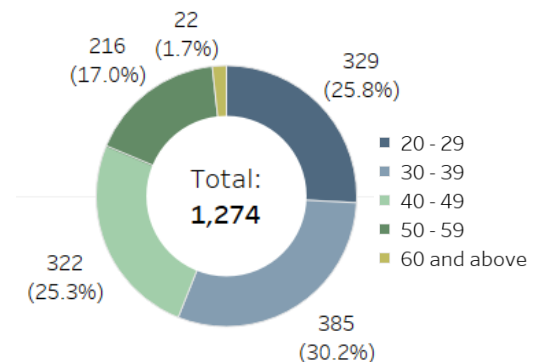
Race	Q1	Q2	Q3	Q4	Full Year
White	210	126	158	111	605
Hispanic	122	76	96	62	356
Black	78	61	57	57	253
Asian/Pacific Islander	15	10	6	7	38
Unknown	6	5	4	7	22
Totals	431	278	321	244	1,274



Gender	Q1	Q2	Q3	Q4	Full Year
Male	340	230	256	196	1,022
Female	91	48	65	48	252
Total	431	278	321	244	1,274



Age	Q1	Q2	Q3	Q4	Full Year
30-39	157	78	85	65	385
20-29	102	82	81	64	329
40-49	100	72	91	59	322
50-59	67	37	59	53	216
60 +	5	9	5	3	22
Total	431	278	321	244	1,274



CPD Members with Multiple Completed Misconduct Investigations or Multiple Sustained Allegations in the Last 12 Months

(Consent Decree 550-H)

Table 19 demonstrates the number of CPD Members who have been the subject of **more than two completed misconduct investigations** in the **previous 12 months**. Between 01 January 2020 and 31 December 2020, there have been a total of **18** Department Members accused in more than two completed misconduct investigations. Table 20 reflects that a total of **11** Department Members have **more than one sustained allegation of misconduct** between 01 January 2020 and 31 December 2020.

Table 19. CPD Members Accused in More than Two Misconduct Investigations in the Previous Twelve (12) months

(Consent Decree 550-H-i)

Total Completed Investigations	Number of Members
3	15
4	3

¹ Complaint Register and Information/Complaint log numbers assigned to CPD that were closed as Case Final between 01 January 2020 and 31 December 2020.

² Data retrieved 3 June 2021.

Table 20. CPD Members with More Than One Sustained Allegation of Misconduct in the Previous 12 Months Including Total Number of Sustained Allegations

(Consent Decree 550-H-ii)

Number of Sustained Allegations	Number of Members
2	6
3	2
5	1
11	1
21	1

¹ Complaint Register and Information/Complaint log numbers assigned to CPD that were closed as Case Final between 01 January 2020 and 31 December 2020.

² Data retrieved 3 June 2021.

Discriminatory Policing, Allegations of Excessive Force, and Allegations of Unlawful Stops, Searches and Arrests

(Consent Decree 550-I)

The following tables will present aggregate data on CPD members who have been the subject, in the previous 12 months, of more than two complaints in the following classifications of allegations, **regardless of the outcome of those complaint investigations;**

i. Allegations of discriminatory policing based on an individual's membership or perceived membership in an identifiable group, based upon, but not limited to: race, physical or mental disability, gender, gender identity, sexual orientation, religion, and age

Number of CPD Members Subject to More Than Two Complaints

0

1 Complaint Register and Information/Complaint log numbers assigned to CPD that were closed as Case Final between 01 January 2020 and 31 December 2020.

2 Data retrieved 3 June 2021.

ii. Allegations of excessive force;

Number of CPD Members Subject to More Than Two Complaints

0

1 Complaint Register and Information/Complaint log numbers assigned to CPD that were closed as Case Final between 01 January 2020 and 31 December 2020

2 Data retrieved 3 June 2021.

iii. Allegations of unlawful stops, searches and arrests;

Number of CPD Members Subject to More Than Two Complaints

0

1 Complaint Register and Information/Complaint log numbers assigned to CPD that were closed as Case Final between 01 January 2020 and 31 December 2020.

2 Data retrieved 3 June 2021.

Arrests and Criminal Prosecutions of Current CPD Members

(Consent Decree 550-j)

Twenty-eight Chicago Police Department Members were arrested in the year 2020. The following table will provide currently available information regarding these arrests and prosecutions¹.

Arresting Agency	Chicago Police Department	20
	Other Illinois Agency	6
	Out-of-State Agency	2
Type of Criminal Charges	Misdemeanor	24
	Felony	2
	Unknown	2
Disposition of Misdemeanor Prosecutions (Consent Decree 550-j)	<i>Pending</i>	8
	Nolle Prosequi	6
	Stricken from Docket	5
	Unknown	3
	Not Guilty	1
	Guilty	1
Current employment status of Department Members arrested in 2020	Active	23
	Inactive	3
	Resigned under investigation	2

¹ Based on information currently reported and available to the Bureau of Internal Affairs 24 September 2021.

End of Report



**Bureau of Internal Affairs, Unit 121
Chicago Police Department
3510 S. Michigan, Avenue
Chicago, IL 60653-1020
312-745-6310**