

# Domestic Violence

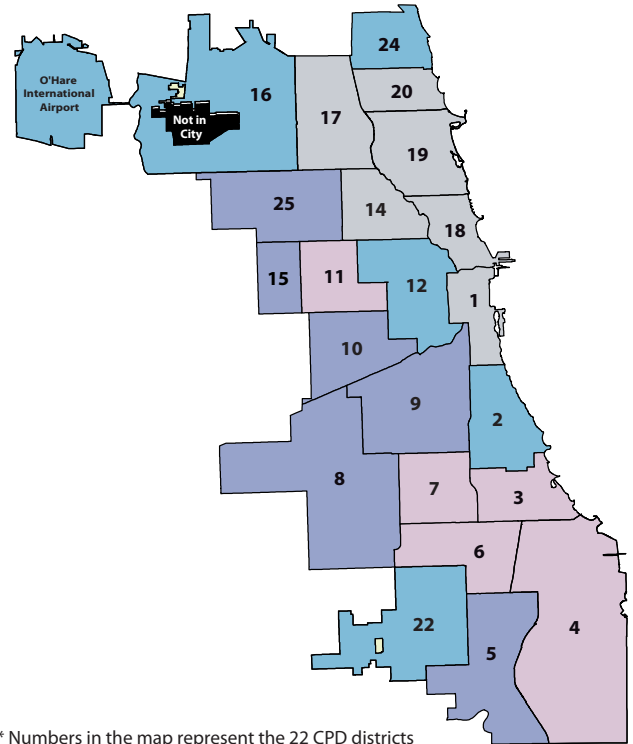
## Quarterly Statistical Report — Year to Date March 2014

Year-to-date through March, citywide domestic-related call events decreased to 36,609 (-2,045 or -5.3%) in 2014 vs. 2013's 38,654. Domestic disturbances were -1,607 or -5.8% lower, domestic batteries declined -223 or -2.3%, violation order of protection (VOOP) events dropped by -196 or -19.8%, and by -19 or -20.2% for VOOP by monitoring device. For comparison, all call events were -36,225 or -6.7% lower. Also during the first quarter, the average daily number of domestic call events declined to 407 in 2014 versus 429 in 2013.

Reported domestic incidents for the first three months of 2014 numbered 9,620, a decline of -1,497 (-13.5%) versus 2013 levels. Included therein, simple batteries fell by -590 (-9.7%), telephone threats by -171 (-27.6%), simple assaults by -140 (-16.6%), vandalism by -129 (-18.3%), and violations of orders of protection by -112 (-33.9%). For comparison, all crime incidents were -12,578 (-17.6%) lower in 1Q2014 vs 1Q2013.

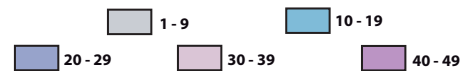
Comparing first-quarter arrests in 2014 to 2013, those for all simple domestic batteries fell to 1,466 from 1,587 (-121, -7.6%), violation of an order of protection arrests slipped to 122 from 135 (-13, -9.6%), and aggravated domestic battery arrests moved to 18 from 19 (-1, -5.3%). Total arrests citywide slipped to 30,334 from 34,976 (-4,642, -13.3%).

### Domestic-Related Call Events Per Day by District \*

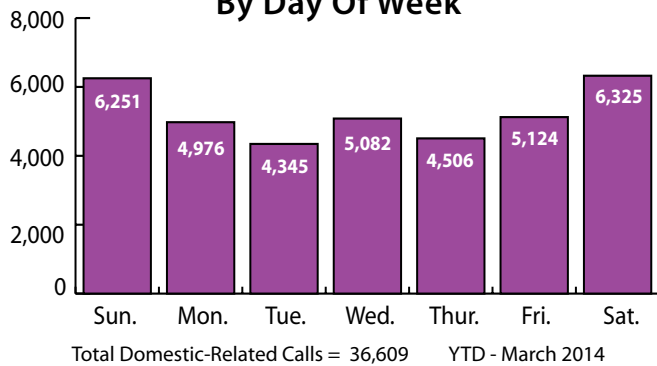


\* Numbers in the map represent the 22 CPD districts

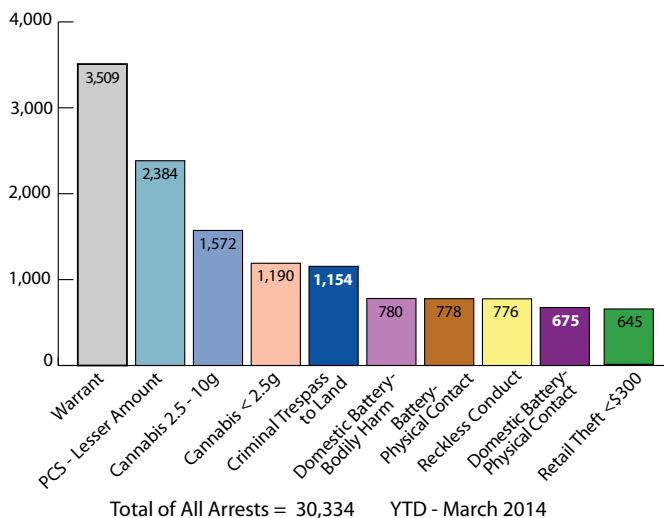
Average number of Domestic Disturbance, Domestic Battery, and Violation of Order of Protection call events per day.



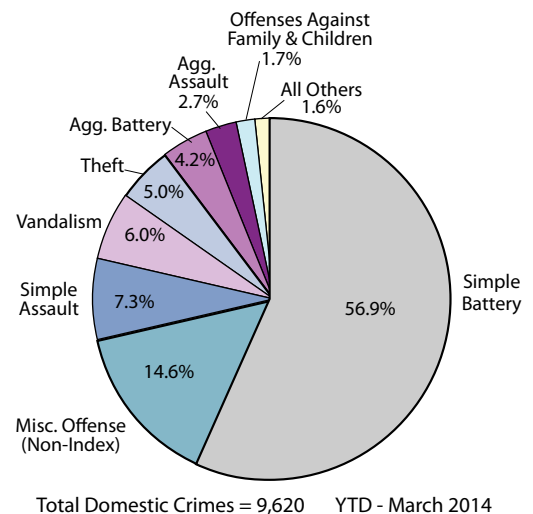
### Domestic-Related Call Events By Day Of Week



### Most Common Arrest Charges



### Most Common Domestic Crimes



Data may include relationships not covered by the Illinois Domestic Violence Act

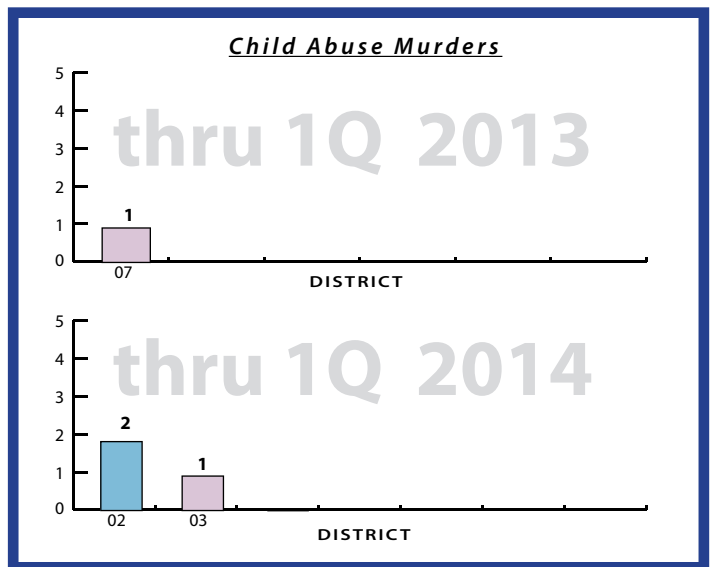
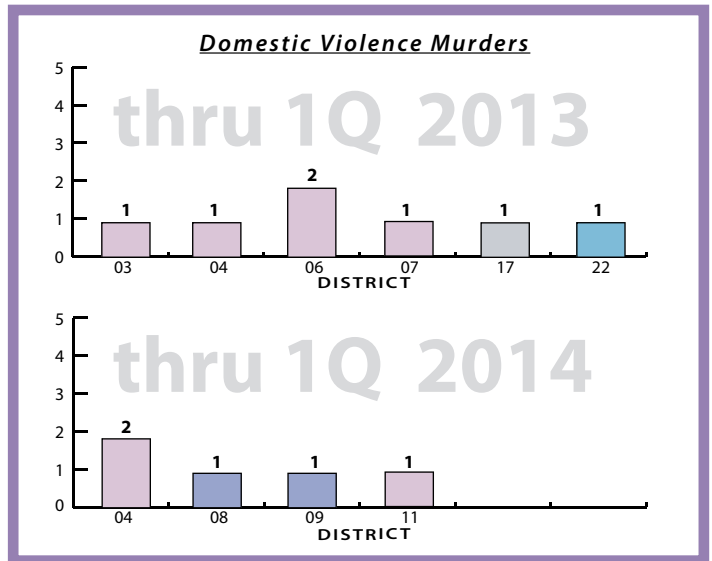
# Quarterly Domestic Violence Summary

For the first quarter of 2014, Compstat and detectives determined that there were five general domestic murders compared to seven in 1Q2013 (-28.6%). There were three child abuse murders during 1Q2014 and one in 1Q2013 (+200.0%).

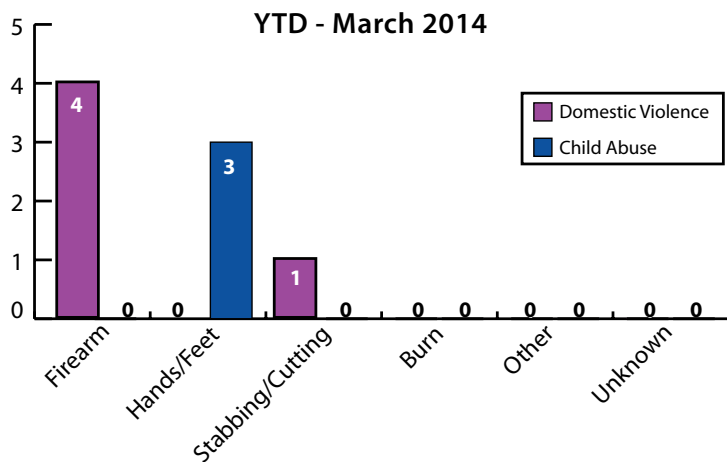
Each of the child abuse victims were one year of age when they died and had been beaten. One died on the day of the injury that caused her death, and two victims held on for a couple of days before succumbing to their injuries. The victims were two girls and one boy; two were black, one was hispanic. All three charged offenders were males in their 20's; two are black, one is hispanic; one was the child's father and two were the mother's paramour.

Four of the five general domestic murder victims were shot to death and one victim was stabbed. Two of the victims were females while three victims were males; two victims were age 18, the others were ages 25, 35, and 46. There were two black victims, one hispanic, and two of unknown race at this time. Victims' relationships to the offender was one roommate, and two each of some acquaintance and not established.

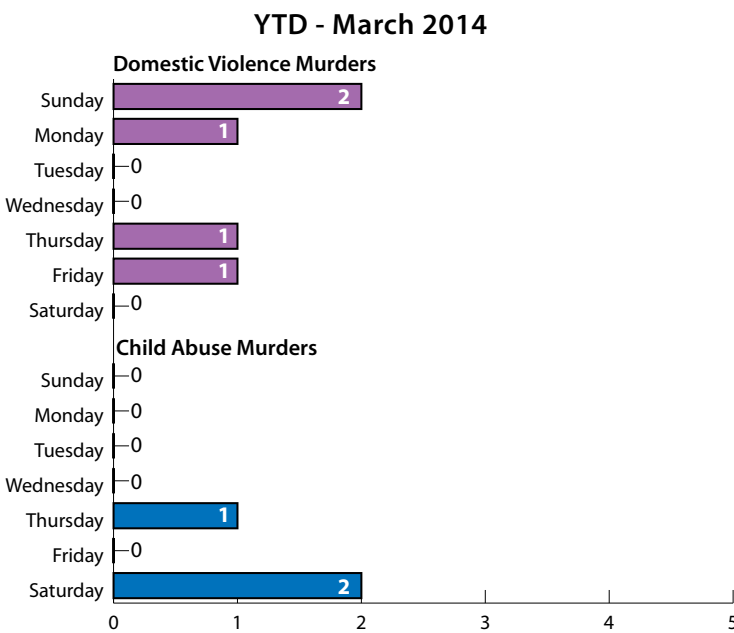
## Domestic Violence and Child Abuse Murders By District, YTD 2013 vs 2014



## Domestic Violence and Child Abuse Murders By Weapon Type



## Domestic Violence and Child Abuse Murders By Day of Injury



Colors in bar charts correspond to map on page one.

## Domestic Violence Murders Ten Year Trend, YTD - March

