

# Domestic Violence

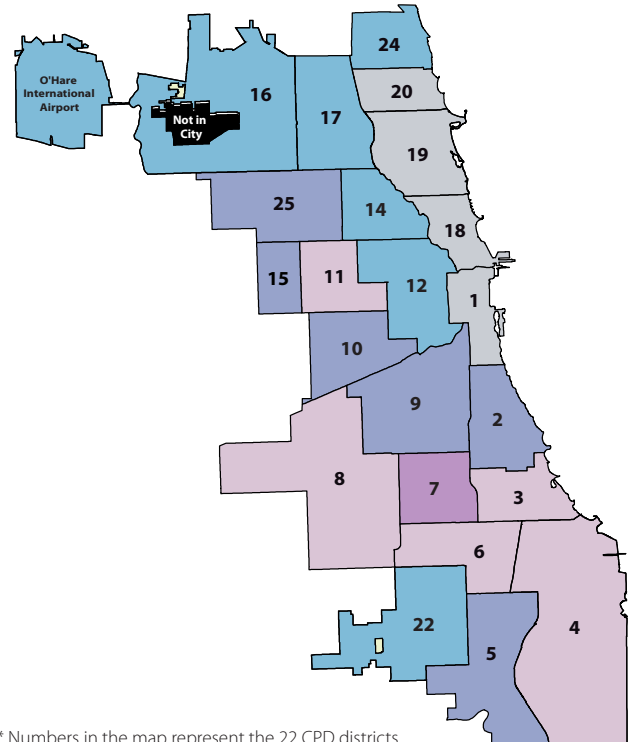
## Quarterly Statistical Report — Year to Date June 2014

Year-to-date through June, citywide domestic-related call events decreased to 80,935 (-3,204 or -3.8%) in 2014 vs. 2013's 84,139. Domestic disturbances were -2,562 or -4.3% lower, domestic batteries declined -282 or -1.3%, violation order of protection (VOOP) events dropped by -338 or -15.1%, and by -22 or -12.3% for VOOP by monitoring device. For comparison, all call events were -34,303 or -2.9% lower. Also during the first-half year, the average daily number of domestic call events declined to 447 in 2014 versus 465 in 2013.

Reported domestic incidents for the first six months of 2014 numbered 21,596, a decline of -2,947 (-12.0%) versus 2013 levels. Included therein, simple batteries fell by -1,369 (-10.0%), telephone threats by -334 (-26.3%), simple assaults by -271 (-14.5%), vandalism by -208 (-13.1%), and aggravated battery by -159 (-14.9%). For comparison, all crime incidents were -21,312 (-14.0%) lower thru 2Q2014 vs thru 2Q2013.

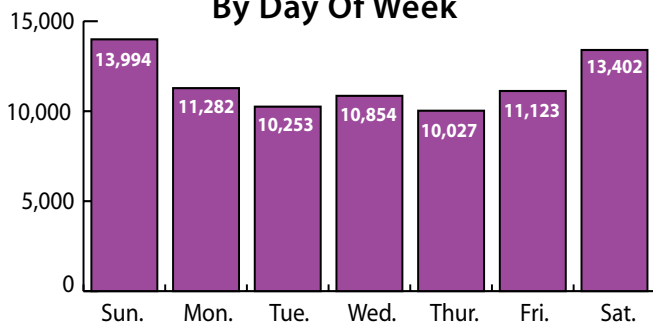
Comparing YTD second-quarter of 2014 to 2013, simple domestic battery arrests fell to 3,286 from 3,534 (-248, -7.0%), violation of an order of protection arrests slipped to 278 from 294 (-16, -5.4%), and aggravated domestic battery arrests slid to 40 from 43 (-3, -7.0%). Total arrests citywide dropped to 65,254 from 73,767 (-8,513, -11.5%).

### Domestic-Related Call Events Per Day by District \*



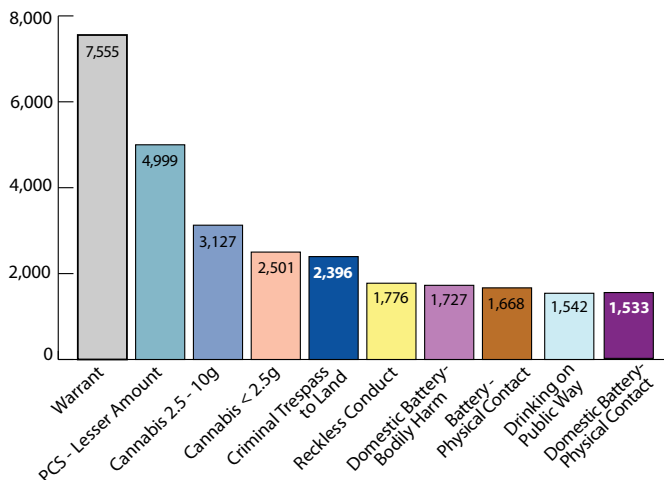
\* Numbers in the map represent the 22 CPD districts  
Average number of Domestic Disturbance, Domestic Battery, and Violation of Order of Protection call events per day.

### Domestic-Related Call Events By Day Of Week



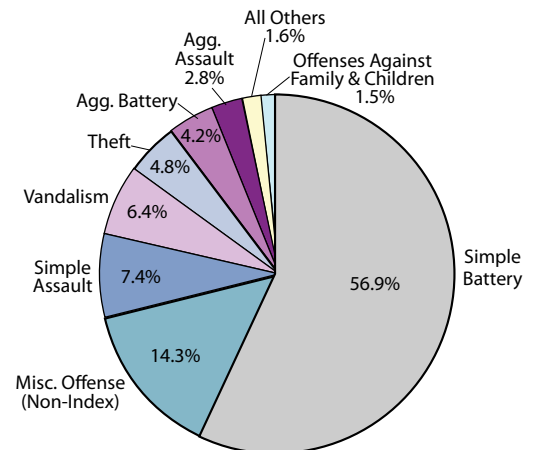
Total Domestic-Related Calls = 80,935 YTD - June 2014

### Most Common Arrest Charges



Total of All Arrests = 65,254 YTD - June 2014

### Most Common Domestic Crimes



Total Domestic Crimes = 21,596 YTD - June 2014

Data may include relationships not covered by the Illinois Domestic Violence Act

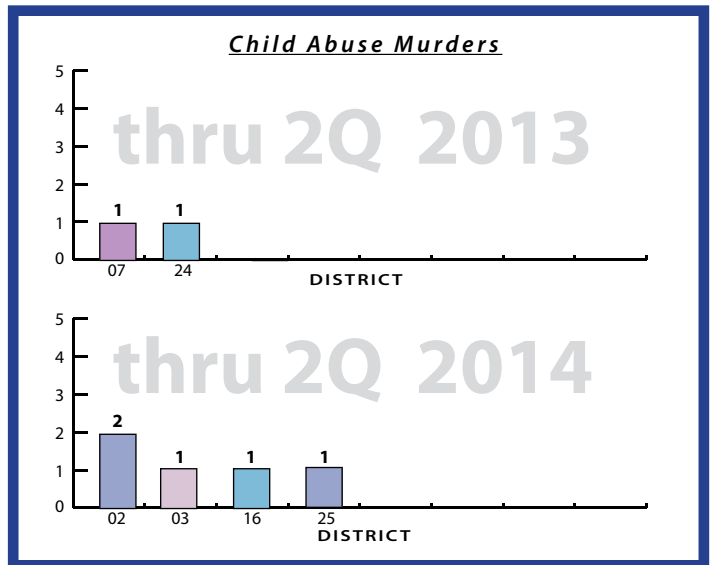
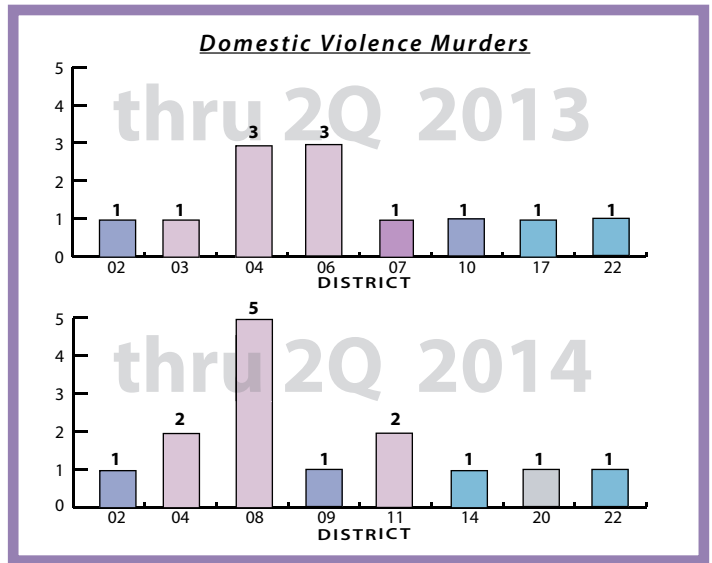
# Quarterly Domestic Violence Summary

Through the second quarter, Compstat and detectives determined that there were 14 general domestic murders in 2014 compared to 12 in 2013 (+16.7%). There were five child abuse murders through 2Q2014 versus two through 2Q2013 (+150.0%).

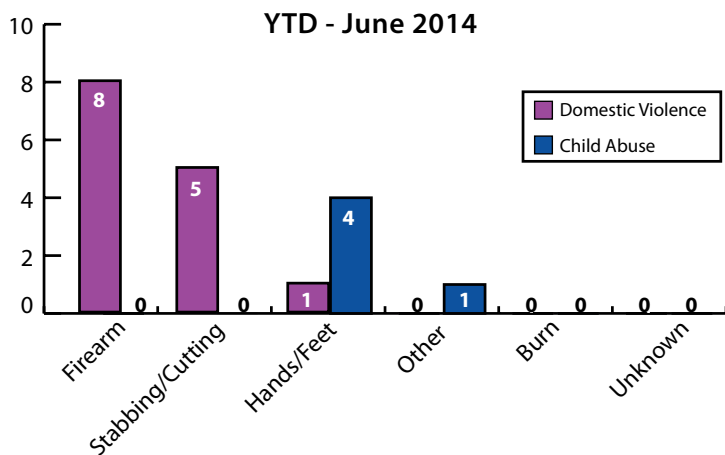
Four of the child abuse victims were one year of age when they died, the other was age three. The victims were three girls and two boys; two were black, two were hispanic, and one was white. The charged offenders are three males and two females, ages 18 to 28 years; two are black, three are hispanic; one is the child's father, two are the child's mother, and two are the mother's paramour.

Of the year-to-date general domestic murder victims: six were females and eight were males; two victims were age 18, six were in their 20s, and two each were in their 30s, 40s, and 50s. There were nine black victims, two hispanics, one white, and two of unknown race at this time. Victims' relationships to the offender were: one each of roommate, wife, and ex-boyfriend; two each of boyfriend, girlfriend, uncle, and not established; and three listed as some acquaintance.

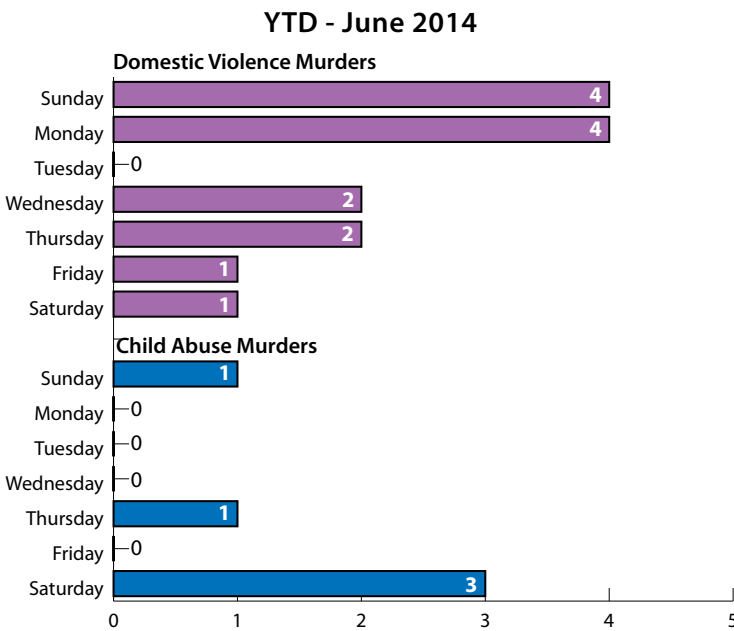
## Domestic Violence and Child Abuse Murders By District, YTD 2013 vs 2014



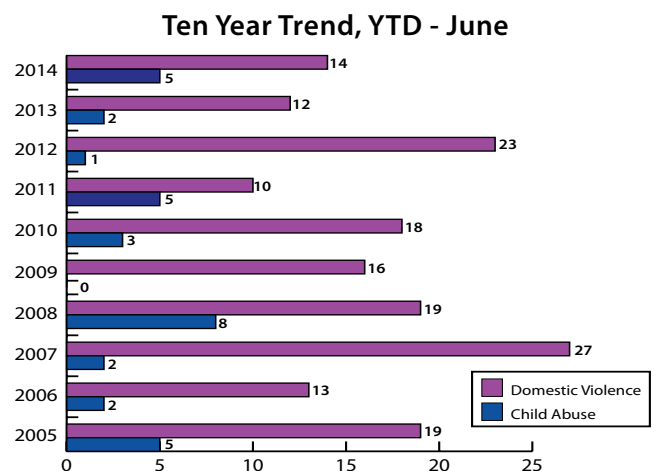
## Domestic Violence and Child Abuse Murders By Weapon Type



## Domestic Violence and Child Abuse Murders By Day of Injury



## Domestic Violence Murders



Data may include relationships not covered by the Illinois Domestic Violence Act